

2013 SCHOOL ZONE - ELEMENTARY SCHOOLS

APALACHEE

GRADE: C



Address: 650 Trojan Trail, 32311
Phone: 488-7110
School Times: 8:30 am - 2:50 pm
Principal: Iris Wilson
Web Site: www.apalachee.leon.k12.fl.us

Wilson 2011-12 2012-13

ACADEMICS

FCAT Reading		
Scoring at or above grade level:	41%	48%
FCAT Math		
Scoring at or above grade level:	40%	55%
FCAT Writing		
Scoring at or above grade level:	74%	65%
FCAT Science		
Scoring at or above grade level:	29%	36%

DEMOGRAPHICS

Students	600	597
Black Students	457 76%	478 80%
White Students	74 12%	70 12%
Other/Minority Students	69 12%	49 8%
Gifted Students	9 2%	4 1%
Students With Exceptionalities	110 18%	102 17%
Free and Reduced Lunch	405 68%	597 100%
Teachers	44	48
Black Teachers	17 39%	26 54%
White Teachers	24 55%	18 38%
Other/Minority Teachers	3 7%	4 8%
0-5 years' experience	12 27%	24 50%
6-14 years' experience	16 36%	13 27%
15+ years' experience	16 36%	11 23%

ASTORIA PARK

GRADE: C



Address: 2465 Atlas Road, 32303
Phone: 488-4673
School Times: 8:30 am - 2:50 pm
Principal: Marsha Sanders
Web Site: www.astoriapark.leon.k12.fl.us

Sanders 2011-12 2012-13

ACADEMICS

FCAT Reading		
Scoring at or above grade level:	54%	50%
FCAT Math		
Scoring at or above grade level:	53%	42%
FCAT Writing		
Scoring at or above grade level:	83%	51%
FCAT Science		
Scoring at or above grade level:	32%	47%

DEMOGRAPHICS

Students	563	596
Black Students	422 75%	472 79%
White Students	103 18%	101 17%
Other/Minority Students	38 7%	23 4%
Gifted Students	2 0%	1 0%
Students With Exceptionalities	93 17%	95 16%
Free and Reduced Lunch	431 77%	596 100%
Teachers	40	42
Black Teachers	10 25%	12 29%
White Teachers	27 68%	27 64%
Other/Minority Teachers	3 8%	3 7%
0-5 years' experience	7 18%	10 24%
6-14 years' experience	12 30%	11 26%
15+ years' experience	21 53%	21 50%

BOND

GRADE: D



Address: 2204 Saxon Street, 32310
Phone: 488-7676
School Times: 8:30 am - 3:35 pm
Principal: Brandy Tyler-McIntosh
Web Site: www.bond.leon.k12.fl.us

Tyler-McIntosh 2011-12 2012-13

ACADEMICS

FCAT Reading		
Scoring at or above grade level:	35%	33%
FCAT Math		
Scoring at or above grade level:	42%	31%
FCAT Writing		
Scoring at or above grade level:	80%	47%
FCAT Science		
Scoring at or above grade level:	40%	15%

DEMOGRAPHICS

Students	662	664
Black Students	627 95%	639 96%
White Students	18 3%	15 2%
Other/Minority Students	17 3%	10 2%
Gifted Students	5 1%	2 0%
Students With Exceptionalities	131 20%	127 19%
Free and Reduced Lunch	662 100%	664 100%
Teachers	46	46
Black Teachers	35 76%	38 83%
White Teachers	9 20%	6 13%
Other/Minority Teachers	2 4%	2 4%
0-5 years' experience	13 28%	13 28%
6-14 years' experience	23 50%	21 46%
15+ years' experience	10 22%	12 26%

3013 SCHOOL ZONE - ELEMENTARY SCHOOLS

BUCK LAKE

GRADE: A



Address: 1600 Pedrick Road, 32317
Phone: 488-6133
School Times: 8:30 am - 2:50 pm
Principal: Eydie Tricquet
Web Site: www.bucklake.leon.k12.fl.us

Tricquet

2011-12

2012-13

ACADEMICS

FCAT Reading

Scoring at or above grade level: 80% 82%

FCAT Math

Scoring at or above grade level: 79% 78%

FCAT Writing

Scoring at or above grade level: 86% 60%

FCAT Science

Scoring at or above grade level: 72% 74%

DEMOGRAPHICS

Students	732		716	
Black Students	68	9%	96	13%
White Students	487	67%	462	65%
Other/Minority Students	177	24%	158	22%
Gifted Students	15	2%	12	2%
Students With Exceptionalities	121	17%	116	16%
Free and Reduced Lunch	67	9%	70	10%
Teachers	55		52	
Black Teachers	4	7%	3	6%
White Teachers	48	87%	46	88%
Other/Minority Teachers	3	5%	3	6%
0-5 years' experience	12	22%	12	23%
6-14 years' experience	9	16%	8	15%
15+ years' experience	34	62%	32	62%

CANOPY OAKS

GRADE: B



Address: 3250 Point View Drive, 32303
Phone: 488-3301
School Times: 8:30 am - 2:50 pm
Principal: Brooke Brunner
Web Site: www.canopyoaks.leon.k12.fl.us

Brunner

2011-12

2012-13

ACADEMICS

FCAT Reading

Scoring at or above grade level: 66% 63%

FCAT Math

Scoring at or above grade level: 68% 67%

FCAT Writing

Scoring at or above grade level: 78% 44%

FCAT Science

Scoring at or above grade level: 66% 59%

DEMOGRAPHICS

Students	714		708	
Black Students	174	24%	211	30%
White Students	462	65%	459	65%
Other/Minority Students	78	11%	38	5%
Gifted Students	19	3%	20	3%
Students With Exceptionalities	155	22%	148	21%
Free and Reduced Lunch	325	46%	293	41%
Teachers	49		52	
Black Teachers	3	6%	3	6%
White Teachers	42	86%	45	87%
Other/Minority Teachers	4	8%	4	8%
0-5 years' experience	9	18%	8	15%
6-14 years' experience	18	37%	22	42%
15+ years' experience	22	45%	22	42%

CHAIRES

GRADE: B



Address: 4774 Chaires Crossroads, 32317
Phone: 488-5977
School Times: 8:30 am - 2:50 pm
Principal: Michele Prescott
Web Site: www.chaires.leon.k12.fl.us

Prescott

2011-12

2012-13

ACADEMICS

FCAT Reading

Scoring at or above grade level: 64% 62%

FCAT Math

Scoring at or above grade level: 61% 63%

FCAT Writing

Scoring at or above grade level: 66% 60%

FCAT Science

Scoring at or above grade level: 50% 56%

DEMOGRAPHICS

Students	467		437	
Black Students	157	34%	155	35%
White Students	264	57%	253	58%
Other/Minority Students	46	10%	29	7%
Gifted Students	12	3%	9	2%
Students With Exceptionalities	136	29%	134	31%
Free and Reduced Lunch	212	45%	196	45%
Teachers	36		37	
Black Teachers	5	14%	6	16%
White Teachers	29	81%	30	81%
Other/Minority Teachers	2	6%	1	3%
0-5 years' experience	5	14%	7	19%
6-14 years' experience	9	25%	8	22%
15+ years' experience	22	61%	22	59%

2013 SCHOOL ZONE - ELEMENTARY SCHOOLS

CONLEY

GRADE: B



Address: 2400 Orange Avenue East, 32311
Phone: 414-5610
School Times: 8:30 - 2:50 pm
Principal: Laura Brooks
Web Site: www.conley.leon.k12.fl.us

Brooks 2011-12 2012-13

ACADEMICS

FCAT Reading

Scoring at or above grade level: 67% 66%

FCAT Math

Scoring at or above grade level: 69% 60%

FCAT Writing

Scoring at or above grade level: 63% 63%

FCAT Science

Scoring at or above grade level: 60% 49%

DEMOGRAPHICS

Students	857	891
Black Students	308 36%	356 40%
White Students	371 43%	378 42%
Other/Minority Students	178 21%	157 18%
Gifted Students	17 2%	12 1%
Students With Exceptionalities	130 15%	149 17%
Free and Reduced Lunch	295 34%	297 33%
Teachers	59	66
Black Teachers	5 8%	5 8%
White Teachers	51 86%	58 88%
Other/Minority Teachers	3 5%	3 5%
0-5 years' experience	27 46%	24 36%
6-14 years' experience	24 41%	32 48%
15+ years' experience	8 14%	10 15%

DESOTO TRAIL

GRADE: A



Address: 5200 Tredington Park Drive, 32309
Phone: 488-4511
School Times: 8:30 am - 2:50 pm
Principal: Michele Keltner
Web Site: www.desoto-trail.leon.k12.fl.us

Keltner 2011-12 2012-13

ACADEMICS

FCAT Reading

Scoring at or above grade level: 80% 82%

FCAT Math

Scoring at or above grade level: 83% 82%

FCAT Writing

Scoring at or above grade level: 84% 64%

FCAT Science

Scoring at or above grade level: 74% 69%

DEMOGRAPHICS

Students	638	634
Black Students	71 11%	66 10%
White Students	490 77%	495 78%
Other/Minority Students	77 12%	73 12%
Gifted Students	11 2%	8 1%
Students With Exceptionalities	102 16%	98 15%
Free and Reduced Lunch	109 17%	94 15%
Teachers	43	46
Black Teachers	2 5%	2 4%
White Teachers	40 93%	43 93%
Other/Minority Teachers	1 2%	1 2%
0-5 years' experience	6 14%	9 20%
6-14 years' experience	13 30%	14 30%
15+ years' experience	24 56%	23 50%

FT. BRADEN (K-8)

GRADE: C



Address: 15100 Blountstown Hwy, 32310
Phone: 488-9374
School Times: 8:30 am - 2:50 pm
Principal: Jim Jackson
Web Site: www.ftbraden.leon.k12.fl.us

Jackson 2011-12 2012-13

ACADEMICS

FCAT Reading

Scoring at or above grade level: 49% 45%

FCAT Math

Scoring at or above grade level: 43% 45%

FCAT Writing

Scoring at or above grade level: 66% 51%

FCAT Science

Scoring at or above grade level: 50% 50%

DEMOGRAPHICS

Students	797	782
Black Students	98 12%	107 14%
White Students	619 78%	585 75%
Other/Minority Students	80 10%	90 12%
Gifted Students	2 0%	2 0%
Students With Exceptionalities	130 16%	117 15%
Free and Reduced Lunch	617 77%	782 100%
Teachers	56	57
Black Teachers	5 9%	4 7%
White Teachers	51 91%	53 93%
Other/Minority Teachers	0 0%	0 0%
0-5 years' experience	18 32%	20 35%
6-14 years' experience	14 25%	15 26%
15+ years' experience	24 43%	22 39%

2013 SCHOOL ZONE - ELEMENTARY SCHOOLS

GILCHRIST

GRADE: A



Solz

Address: 1301 Timberlane Road, 32312
Phone: 487-4310
School Times: 8:30 am - 2:50 pm
Principal: David Solz
Web Site: www.gilchrist.leon.k12.fl.us

2011-12 2012-13

ACADEMICS

FCAT Reading		
Scoring at or above grade level:	82%	85%
FCAT Math		
Scoring at or above grade level:	87%	86%
FCAT Writing		
Scoring at or above grade level:	85%	72%
FCAT Science		
Scoring at or above grade level:	81%	79%

DEMOGRAPHICS

Students	910	943
Black Students	163 18%	178 19%
White Students	616 68%	645 68%
Other/Minority Students	131 14%	120 13%
Gifted Students	75 8%	86 9%
Students With Exceptionalities	169 19%	175 19%
Free and Reduced Lunch	216 24%	204 22%
Teachers	63	64
Black Teachers	7 11%	6 9%
White Teachers	54 86%	56 88%
Other/Minority Teachers	2 3%	2 3%
0-5 years' experience	12 19%	14 22%
6-14 years' experience	17 27%	18 28%
15+ years' experience	34 54%	32 50%

HARTSFIELD

GRADE: C



Van Camp

Address: 1414 Chowkeebine Nene, 32301
Phone: 488-7322
School Times: 8:30 am - 2:50 pm
Principal: B.J. VanCamp
Web Site: www.hartsfield.leon.k12.fl.us

2011-12 2012-13

ACADEMICS

FCAT Reading		
Scoring at or above grade level:	48%	51%
FCAT Math		
Scoring at or above grade level:	50%	49%
FCAT Writing		
Scoring at or above grade level:	74%	58%
FCAT Science		
Scoring at or above grade level:	50%	39%

DEMOGRAPHICS

Students	477	470
Black Students	384 81%	382 81%
White Students	61 13%	64 14%
Other/Minority Students	32 7%	24 5%
Gifted Students	11 2%	6 1%
Students With Exceptionalities	145 30%	131 28%
Free and Reduced Lunch	371 78%	470 100%
Teachers	36	37
Black Teachers	9 25%	10 27%
White Teachers	24 67%	25 68%
Other/Minority Teachers	3 8%	2 5%
0-5 years' experience	8 22%	10 27%
6-14 years' experience	16 44%	15 41%
15+ years' experience	12 33%	12 32%

HAWKS RISE

GRADE: A



Friend

Address: 205 Meadow Ridge Road, 32312
Phone: 487-4733
School Times: 8:30 am - 2:50 pm
Principal: Evelyn Friend
Web Site: www.hawksrise.leon.k12.fl.us

2011-12 2012-13

ACADEMICS

FCAT Reading		
Scoring at or above grade level:	89%	91%
FCAT Math		
Scoring at or above grade level:	87%	89%
FCAT Writing		
Scoring at or above grade level:	96%	73%
FCAT Science		
Scoring at or above grade level:	79%	83%

DEMOGRAPHICS

Students	835	816
Black Students	102 12%	112 14%
White Students	569 68%	555 68%
Other/Minority Students	164 20%	149 18%
Gifted Students	64 8%	68 8%
Students With Exceptionalities	170 20%	171 21%
Free and Reduced Lunch	105 13%	110 13%
Teachers	56	57
Black Teachers	6 11%	6 11%
White Teachers	49 88%	50 88%
Other/Minority Teachers	1 2%	1 2%
0-5 years' experience	10 18%	9 16%
6-14 years' experience	20 36%	23 40%
15+ years' experience	26 46%	25 44%

2013 SCHOOL ZONE - ELEMENTARY SCHOOLS

KILLEARN LAKES

GRADE: A



Address: 8037 Deerlake East, 32312
Phone: 921-1265
School Times: 8:30 am - 2:50 pm
Principal: Brenda Wagner
Web Site: www.killearn-lakes.leon.k12.fl.us

Wagner

2011-12 2012-13

ACADEMICS

FCAT Reading

Scoring at or above grade level: 88% 88%

FCAT Math

Scoring at or above grade level: 86% 88%

FCAT Writing

Scoring at or above grade level: 90% 80%

FCAT Science

Scoring at or above grade level: 79% 82%

DEMOGRAPHICS

Students	933	914
Black Students	66 7%	85 9%
White Students	725 78%	712 78%
Other/Minority Students	142 15%	117 13%
Gifted Students	30 3%	33 4%
Students With Exceptionalities	146 16%	131 14%
Free and Reduced Lunch	101 11%	95 10%
Teachers	60	65
Black Teachers	5 8%	5 8%
White Teachers	52 87%	55 85%
Other/Minority Teachers	3 5%	5 8%
0-5 years' experience	6 10%	12 18%
6-14 years' experience	20 33%	19 29%
15+ years' experience	34 57%	34 52%

MOORE

GRADE: B



Address: 1706 Dempsey Mayo Road, 32308
Phone: 488-2858
School Times: 8:30 am - 2:50 pm
Principal: Sue Kraul
Web Site: www.moore.leon.k12.fl.us

Kraul

2011-12 2012-13

ACADEMICS

FCAT Reading

Scoring at or above grade level: 71% 67%

FCAT Math

Scoring at or above grade level: 64% 65%

FCAT Writing

Scoring at or above grade level: 85% 61%

FCAT Science

Scoring at or above grade level: 59% 53%

DEMOGRAPHICS

Students	610	534
Black Students	228 37%	236 44%
White Students	286 47%	234 44%
Other/Minority Students	96 16%	64 12%
Gifted Students	15 2%	9 2%
Students With Exceptionalities	100 16%	93 17%
Free and Reduced Lunch	286 47%	239 45%
Teachers	43	40
Black Teachers	6 14%	7 18%
White Teachers	34 79%	29 73%
Other/Minority Teachers	3 7%	4 10%
0-5 years' experience	13 30%	11 28%
6-14 years' experience	14 33%	15 38%
15+ years' experience	16 37%	14 35%

OAK RIDGE

GRADE: D



Address: 4530 Sheller Road, 32305
Phone: 488-3124
School Times: 8:30 am - 2:50 pm
Principal: Taka Mays
Web Site: www.oak-ridge.leon.k12.fl.us

Mays

2011-12 2012-13

ACADEMICS

FCAT Reading

Scoring at or above grade level: 39% 39%

FCAT Math

Scoring at or above grade level: 48% 48%

FCAT Writing

Scoring at or above grade level: 86% 53%

FCAT Science

Scoring at or above grade level: 19% 8%

DEMOGRAPHICS

Students	585	568
Black Students	519 89%	522 92%
White Students	33 6%	28 5%
Other/Minority Students	33 6%	18 3%
Gifted Students	1 0%	2 0%
Students With Exceptionalities	124 21%	131 23%
Free and Reduced Lunch	585 100%	568 100%
Teachers	40	41
Black Teachers	17 43%	19 46%
White Teachers	19 48%	20 49%
Other/Minority Teachers	4 10%	2 5%
0-5 years' experience	9 23%	14 34%
6-14 years' experience	13 33%	11 27%
15+ years' experience	18 45%	16 39%

2013 SCHOOL ZONE - ELEMENTARY SCHOOLS

PINEVIEW

GRADE: C



Address: 2230 Lake Bradford Road, 32310
Phone: 488-2819
School Times: 8:30 am - 2:50 pm
Principal: Marilyn J. Rahming
Web Site: www.pineview.leon.k12.fl.us

Rahming

2011-12

2012-13

ACADEMICS

FCAT Reading

Scoring at or above grade level: 46% 38%

FCAT Math

Scoring at or above grade level: 58% 56%

FCAT Writing

Scoring at or above grade level: 72% 57%

FCAT Science

Scoring at or above grade level: 43% 34%

DEMOGRAPHICS

Students	471	462
Black Students	375 80%	382 83%
White Students	12 3%	12 3%
Other/Minority Students	84 18%	68 15%
Gifted Students	0 0%	1 0%
Students With Exceptionalities	86 18%	95 21%
Free and Reduced Lunch	471 100%	462 100%
Teachers	36	36
Black Teachers	20 56%	19 53%
White Teachers	14 39%	15 42%
Other/Minority Teachers	2 6%	2 6%
0-5 years' experience	17 47%	17 47%
6-14 years' experience	12 33%	13 36%
15+ years' experience	7 19%	6 17%

RILEY

GRADE: C



Address: 1400 Indiana Street, 32304
Phone: 488-5840
School Times: 8:30 am - 2:50 pm
Principal: Karwynn Paul
Web Site: www.riley.leon.k12.fl.us

Paul

2011-12

2012-13

ACADEMICS

FCAT Reading

Scoring at or above grade level: 40% 43%

FCAT Math

Scoring at or above grade level: 53% 48%

FCAT Writing

Scoring at or above grade level: 89% 50%

FCAT Science

Scoring at or above grade level: 34% 16%

DEMOGRAPHICS

Students	603	575
Black Students	507 84%	493 86%
White Students	46 8%	43 7%
Other/Minority Students	50 8%	39 7%
Gifted Students	1 0%	1 0%
Students With Exceptionalities	114 19%	108 19%
Free and Reduced Lunch	603 100%	575 100%
Teachers	43	42
Black Teachers	23 53%	25 60%
White Teachers	19 44%	16 38%
Other/Minority Teachers	1 2%	1 2%
0-5 years' experience	14 33%	14 33%
6-14 years' experience	17 40%	16 38%
15+ years' experience	22 51%	12 29%

ROBERTS

GRADE: A



Address: 5777 Pimlico Road, 32309
Phone: 488-0923
School Times: 8:30 am - 2:50 pm
Principal: Kim McFarland
Web Site: www.roberts.leon.k12.fl.us

McFarland

2011-12

2012-13

ACADEMICS

FCAT Reading

Scoring at or above grade level: 83% 81%

FCAT Math

Scoring at or above grade level: 80% 76%

FCAT Writing

Scoring at or above grade level: 86% 63%

FCAT Science

Scoring at or above grade level: 79% 74%

DEMOGRAPHICS

Students	840	828
Black Students	141 17%	138 17%
White Students	620 74%	626 76%
Other/Minority Students	79 9%	64 8%
Gifted Students	53 6%	69 8%
Students With Exceptionalities	232 28%	245 30%
Free and Reduced Lunch	177 21%	162 20%
Teachers	61	61
Black Teachers	4 7%	5 8%
White Teachers	52 85%	51 84%
Other/Minority Teachers	5 8%	5 8%
0-5 years' experience	9 15%	10 16%
6-14 years' experience	19 31%	17 28%
15+ years' experience	33 54%	32 52%

2013 SCHOOL ZONE - ELEMENTARY SCHOOLS

RUEDIGER

GRADE: C



Address: 526 W. 10th Avenue, 32303
Phone: 488-1074
School Times: 8:30 am - 2:50 pm
Principal: Sally Stephens
Web Site: www.ruediger.leon.k12.fl.us

Stephens

2011-12

2012-13

ACADEMICS

FCAT Reading

Scoring at or above grade level: 42% 47%

FCAT Math

Scoring at or above grade level: 54% 52%

FCAT Writing

Scoring at or above grade level: 77% 65%

FCAT Science

Scoring at or above grade level: 29% 20%

DEMOGRAPHICS

Students	477		479	
Black Students	386	81%	380	79%
White Students	38	8%	53	11%
Other/Minority Students	53	11%	46	10%
Gifted Students	4	1%	1	0%
Students With Exceptionalities	98	21%	116	24%
Free and Reduced Lunch	477	100%	479	100%
Teachers	38		39	
Black Teachers	14	37%	11	28%
White Teachers	24	63%	28	72%
Other/Minority Teachers	0	0%	0	0%
0-5 years' experience	10	26%	10	26%
6-14 years' experience	8	21%	9	23%
15+ years' experience	20	53%	20	51%

SABAL PALM

GRADE: C



Address: 2813 Ridgeway Street, 32304
Phone: 488-0167
School Times: 8:30 am - 3:35 pm
Principal: Ray King
Web Site: www.sabalpalm.leon.k12.fl.us

King

2011-12

2012-13

ACADEMICS

FCAT Reading

Scoring at or above grade level: 36% 35%

FCAT Math

Scoring at or above grade level: 51% 51%

FCAT Writing

Scoring at or above grade level: 84% 49%

FCAT Science

Scoring at or above grade level: 32% 37%

DEMOGRAPHICS

Students	556		534	
Black Students	437	79%	437	82%
White Students	44	8%	42	8%
Other/Minority Students	75	13%	55	10%
Gifted Students	5	1%	2	0%
Students With Exceptionalities	125	22%	131	25%
Free and Reduced Lunch	555	100%	534	100%
Teachers	41		43	
Black Teachers	22	54%	24	56%
White Teachers	15	37%	16	37%
Other/Minority Teachers	4	10%	3	7%
0-5 years' experience	11	27%	11	26%
6-14 years' experience	17	41%	15	35%
15+ years' experience	13	32%	17	40%

SEALEY

GRADE: B



Address: 2815 Allen Road, 32312
Phone: 488-5640
School Times: 8:30 am - 2:50 pm
Principal: Demetria Clemons
Web Site: www.sealey.leon.k12.fl.us

Clemons

2011-12

2012-13

ACADEMICS

FCAT Reading

Scoring at or above grade level: 65% 62%

FCAT Math

Scoring at or above grade level: 67% 60%

FCAT Writing

Scoring at or above grade level: 83% 58%

FCAT Science

Scoring at or above grade level: 47% 51%

DEMOGRAPHICS

Students	627		554	
Black Students	304	48%	274	49%
White Students	264	42%	233	42%
Other/Minority Students	59	9%	47	8%
Gifted Students	22	4%	19	3%
Students With Exceptionalities	138	22%	120	22%
Free and Reduced Lunch	388	62%	317	57%
Teachers	45		42	
Black Teachers	11	24%	8	19%
White Teachers	34	76%	34	81%
Other/Minority Teachers	0	0%	0	0%
0-5 years' experience	12	27%	9	21%
6-14 years' experience	16	36%	17	40%
15+ years' experience	17	38%	16	38%

2013 SCHOOL ZONE - ELEMENTARY SCHOOLS

SPRINGWOOD

GRADE: C



Address: 3801 Fred George Road, 32303
Phone: 488-6225
School Times: 8:30 am - 2:50 pm
Principal: Christopher Small
Web Site: www.springwood.leon.k12.fl.us

Small

2011-12 2012-13

ACADEMICS

FCAT Reading		
Scoring at or above grade level:	49%	48%
FCAT Math		
Scoring at or above grade level:	47%	48%
FCAT Writing		
Scoring at or above grade level:	86%	46%
FCAT Science		
Scoring at or above grade level:	43%	49%

DEMOGRAPHICS

Students	663	627
Black Students	392 59%	402 64%
White Students	191 29%	176 28%
Other/Minority Students	80 12%	49 8%
Gifted Students	8 1%	11 2%
Students With Exceptionalities	125 19%	121 19%
Free and Reduced Lunch	449 68%	455 73%
Teachers	45	46
Black Teachers	8 18%	9 20%
White Teachers	36 80%	36 78%
Other/Minority Teachers	1 2%	1 2%
0-5 years' experience	16 36%	13 28%
6-14 years' experience	12 27%	16 35%
15+ years' experience	17 38%	17 37%

SULLIVAN

GRADE: B



Address: 927 Miccosukee Road, 32308
Phone: 487-1216
School Times: 8:30 am - 2:50 pm
Principal: Pam Stephens
Web Site: www.sullivan.leon.k12.fl.us

Stephens

2011-12 2012-13

ACADEMICS

FCAT Reading		
Scoring at or above grade level:	67%	66%
FCAT Math		
Scoring at or above grade level:	63%	63%
FCAT Writing		
Scoring at or above grade level:	83%	53%
FCAT Science		
Scoring at or above grade level:	49%	60%

DEMOGRAPHICS

Students	837	820
Black Students	359 43%	402 49%
White Students	383 46%	368 45%
Other/Minority Students	95 11%	50 6%
Gifted Students	22 3%	28 3%
Students With Exceptionalities	121 14%	132 16%
Free and Reduced Lunch	382 46%	365 45%
Teachers	56	57
Black Teachers	11 20%	11 19%
White Teachers	44 79%	45 79%
Other/Minority Teachers	1 2%	1 2%
0-5 years' experience	19 34%	20 35%
6-14 years' experience	18 32%	20 35%
15+ years' experience	19 34%	17 30%

WOODVILLE

GRADE: C



Address: 9373 Woodville Hwy, 32305
Phone: 487-7043
School Times: 8:30 am - 2:50 pm
Principal: Nancy Stokely
Web Site: www.woodville.leon.k12.fl.us

Stokely

2011-12 2012-13

ACADEMICS

FCAT Reading		
Scoring at or above grade level:	44%	44%
FCAT Math		
Scoring at or above grade level:	50%	50%
FCAT Writing		
Scoring at or above grade level:	80%	37%
FCAT Science		
Scoring at or above grade level:	46%	47%

DEMOGRAPHICS

Students	466	429
Black Students	173 37%	163 38%
White Students	236 51%	239 56%
Other/Minority Students	57 12%	27 6%
Gifted Students	1 0%	0 0%
Students With Exceptionalities	115 25%	100 23%
Free and Reduced Lunch	356 76%	429 100%
Teachers	37	37
Black Teachers	12 32%	12 32%
White Teachers	24 65%	24 65%
Other/Minority Teachers	1 3%	1 3%
0-5 years' experience	15 41%	14 38%
6-14 years' experience	10 27%	11 30%
15+ years' experience	12 32%	12 32%

2013 SCHOOL ZONE - MIDDLE SCHOOLS

COBB

GRADE: B



Address: 915 Hillcrest, 32308
Phone: 488-3364
School Times: 9:30 am - 3:50 pm
Principal: Tonja Fitzgerald
Web Site: www.cobb.leon.k12.fl.us

Fitzgerald

2011-12

2012-13

ACADEMICS

FCAT Reading		
Scoring at or above grade level:	65%	63%
FCAT Math		
Scoring at or above grade level:	65%	62%
FCAT Writing		
Scoring at or above grade level:	87%	65%
FCAT Science		
Scoring at or above grade level:	56%	55%

DEMOGRAPHICS

Students	769	816
Black Students	358 47%	431 53%
White Students	320 42%	311 38%
Other/Minority Students	91 12%	74 9%
Gifted Students	42 5%	38 5%
Students With Exceptionalities	118 15%	120 15%
Free and Reduced Lunch	340 44%	372 46%
Teachers	46	49
Black Teachers	4 9%	5 10%
White Teachers	36 78%	39 80%
Other/Minority Teachers	6 13%	5 10%
0-5 years' experience	12 26%	14 29%
6-14 years' experience	25 54%	25 51%
15+ years' experience	9 20%	10 20%

DEERLAKE

GRADE: A



Address: 9902 Deerlake West, 32312
Phone: 922-6545
School Times: 9:30 am - 3:50 pm
Principal: Shane Syfrett
Web Site: www.deerlake.leon.k12.fl.us

Syfrett

2011-12

2012-13

ACADEMICS


FCAT Reading		
Scoring at or above grade level:	84%	84%
FCAT Math		
Scoring at or above grade level:	85%	86%
FCAT Writing		
Scoring at or above grade level:	93%	70%
FCAT Science		
Scoring at or above grade level:	75%	75%

DEMOGRAPHICS

Students	923	950
Black Students	108 12%	104 11%
White Students	691 75%	721 76%
Other/Minority Students	124 13%	125 13%
Gifted Students	105 11%	115 12%
Students With Exceptionalities	193 21%	198 21%
Free and Reduced Lunch	94 10%	88 9%
Teachers	52	52
Black Teachers	4 8%	4 8%
White Teachers	45 87%	45 87%
Other/Minority Teachers	3 6%	3 6%
0-5 years' experience	8 15%	10 19%
6-14 years' experience	11 21%	12 23%
15+ years' experience	33 63%	30 58%

FAIRVIEW

GRADE: B



Address: 3415 Zillah Street, 32305
Phone: 488-6880
School Times: 9:30 am - 3:50 pm
Principal: Scott Hansen
Web Site: www.fairview.leon.k12.fl.us

Hansen

2011-12

2012-13

ACADEMICS

FCAT Reading		
Scoring at or above grade level:	53%	55%
FCAT Math		
Scoring at or above grade level:	57%	56%
FCAT Writing		
Scoring at or above grade level:	73%	52%
FCAT Science		
Scoring at or above grade level:	52%	53%

DEMOGRAPHICS

Students	883	896
Black Students	586 66%	617 69%
White Students	157 18%	162 18%
Other/Minority Students	140 16%	117 13%
Gifted Students	55 6%	71 8%
Students With Exceptionalities	154 17%	162 18%
Free and Reduced Lunch	567 64%	551 61%
Teachers	53	50
Black Teachers	14 26%	12 24%
White Teachers	32 60%	33 66%
Other/Minority Teachers	7 13%	5 10%
0-5 years' experience	15 28%	11 22%
6-14 years' experience	18 34%	19 38%
15+ years' experience	20 38%	20 40%

2013 SCHOOL ZONE - MIDDLE SCHOOLS

GRIFFIN GRADE: D



Address: 800 Alabama Street, 32304
Phone: 617-5353
School Times: 9:30 am - 3:50 pm
Principal: Gwendolyn Lynn Thomas
Web Site: www.griffin.leon.k12.fl.us

Thomas

ACADEMICS

	2011-12	2012-13
FCAT Reading		
Scoring at or above grade level:	39%	39%
FCAT Math		
Scoring at or above grade level:	36%	35%
FCAT Writing		
Scoring at or above grade level:	74%	46%
FCAT Science		
Scoring at or above grade level:	28%	31%

DEMOGRAPHICS

	Students	545	587
Black Students	464	85%	501 85%
White Students	34	6%	50 9%
Other/Minority Students	47	9%	36 6%
Gifted Students	3	1%	2 0%
Students With Exceptionalities	94	17%	95 16%
Free and Reduced Lunch	471	86%	418 71%
Teachers	43	43	
Black Teachers	28	65%	25 58%
White Teachers	12	28%	16 37%
Other/Minority Teachers	3	7%	2 5%
0-5 years' experience	16	37%	14 33%
6-14 years' experience	14	33%	15 35%
15+ years' experience	13	30%	14 33%

MONTFORD GRADE: A



Address: 5789 Pimlico Drive, 32309
Phone: 922-6011
School Times: 9:30 am - 3:50 pm
Principal: Lewis Blessing
Web Site: www.montford.leon.k12.fl.us

Blessing

ACADEMICS

	2011-12	2012-13
FCAT Reading		
Scoring at or above grade level:	75%	76%
FCAT Math		
Scoring at or above grade level:	77%	75%
FCAT Writing		
Scoring at or above grade level:	83%	62%
FCAT Science		
Scoring at or above grade level:	67%	67%

DEMOGRAPHICS

	Students	1,126	1,124
Black Students	173	15%	186 17%
White Students	834	74%	836 74%
Other/Minority Students	119	11%	102 9%
Gifted Students	77	7%	85 8%
Students With Exceptionalities	232	21%	229 20%
Free and Reduced Lunch	193	17%	202 18%
Teachers	68	67	
Black Teachers	12	18%	13 19%
White Teachers	54	79%	52 78%
Other/Minority Teachers	2	3%	2 3%
0-5 years' experience	22	32%	19 28%
6-14 years' experience	19	28%	21 31%
15+ years' experience	27	40%	27 40%

NIMS GRADE: D



Address: 723 W. Orange Avenue, 32310
Phone: 488-5960
School Times: 9:00 am - 3:50 pm
Principal: Desmond Cole
Web Site: www.nims.leon.k12.fl.us

Cole

ACADEMICS

	2011-12	2012-13
FCAT Reading		
Scoring at or above grade level:	33%	34%
FCAT Math		
Scoring at or above grade level:	34%	37%
FCAT Writing		
Scoring at or above grade level:	59%	34%
FCAT Science		
Scoring at or above grade level:	18%	33%

DEMOGRAPHICS

	Students	466	460
Black Students	413	89%	415 90%
White Students	31	7%	29 6%
Other/Minority Students	22	5%	16 3%
Gifted Students	0	0%	1 0%
Students With Exceptionalities	89	19%	99 22%
Free and Reduced Lunch	416	89%	262 57%
Teachers	37	45	
Black Teachers	29	78%	32 71%
White Teachers	8	22%	13 29%
Other/Minority Teachers	0	0%	0 0%
0-5 years' experience	21	57%	22 49%
6-14 years' experience	7	19%	11 24%
15+ years' experience	9	24%	12 27%

RAA GRADE: C



Address: 401 W. Tharpe Street, 32303
Phone: 488-6287
School Times: 9:30 am - 3:50 pm
Principal: Giselle Marsh
Web Site: www.raa.leon.k12.fl.us

Marsh

ACADEMICS

	2011-12	2012-13
FCAT Reading		
Scoring at or above grade level:	58%	59%
FCAT Math		
Scoring at or above grade level:	56%	56%
FCAT Writing		
Scoring at or above grade level:	86%	50%
FCAT Science		
Scoring at or above grade level:	52%	49%

DEMOGRAPHICS

	Students	903	970
Black Students	383	42%	452 47%
White Students	444	49%	450 46%
Other/Minority Students	76	8%	68 7%
Gifted Students	28	3%	33 3%
Students With Exceptionalities	155	17%	166 17%
Free and Reduced Lunch	446	49%	504 52%
Teachers	51	54	
Black Teachers	4	8%	3 6%
White Teachers	45	88%	49 91%
Other/Minority Teachers	2	4%	2 4%
0-5 years' experience	12	24%	18 33%
6-14 years' experience	14	27%	12 22%
15+ years' experience	25	49%	24 44%

SWIFT CREEK GRADE: A



Address: 2100 Pedrick Road, 32317
Phone: 414-2670
School Times: 9:30 am - 3:50 pm
Principal: Sue Rishell
Web Site: www.swiftcreek.leon.k12.fl.us

Rishell

ACADEMICS


	2011-12	2012-13
FCAT Reading		
Scoring at or above grade level:	73%	73%
FCAT Math		
Scoring at or above grade level:	70%	72%
FCAT Writing		
Scoring at or above grade level:	83%	57%
FCAT Science		
Scoring at or above grade level:	60%	57%

DEMOGRAPHICS

	Students	736	736
Black Students	184	25%	196 27%
White Students	454	62%	461 63%
Other/Minority Students	98	13%	79 11%
Gifted Students	34	5%	45 6%
Students With Exceptionalities	110	15%	127 17%
Free and Reduced Lunch	184	25%	155 21%
Teachers	46	45	
Black Teachers	4	9%	4 9%
White Teachers	39	85%	39 87%
Other/Minority Teachers	3	7%	2 4%
0-5 years' experience	14	30%	14 31%
6-14 years' experience	14	30%	13 29%
15+ years' experience	18	39%	18 40%

2013 SCHOOL ZONE - HIGH SCHOOLS

CHILES **GRADE: TBA**



Address: 7200 Lawton Chiles Lane, 32312
Phone: 488-1756
School Times: 7:30 am - 1:50 pm
Principal: Joe Burgess
Web Site: www.chiles.leon.k12.fl.us

Burgess 2011-12 2012-13


ACADEMICS

FCAT Reading		
Scoring at or above grade level:	79%	80%
FCAT Math		
Scoring at or above grade level:	79%	87%
FCAT Writing		
Scoring at or above grade level:	89%	58%
FCAT Science		
Scoring at or above grade level:	N/A	90%

DEMOGRAPHICS

Students	1,972	1,919
Black Students	165 8%	169 9%
White Students	1,574 80%	1,525 79%
Other/Minority Students	233 12%	225 12%
Gifted Students	224 11%	205 11%
Students With Exceptionalities	373 19%	366 19%
Free and Reduced Lunch	129 7%	109 6%
Teachers	94	99
Black Teachers	6 6%	6 6%
White Teachers	83 88%	87 88%
Other/Minority Teachers	5 5%	6 6%
0-5 years' experience	16 17%	16 16%
6-14 years' experience	34 36%	29 29%
15+ years' experience	44 47%	54 55%

GODBY **GRADE: TBA**



Address: 1717 W. Tharpe Street, 32303
Phone: 617-4700
School Times: 7:30 am - 1:50 pm
Principal: Shelly Bell
Web Site: www.godby.leon.k12.fl.us

Bell 2011-12 2012-13


ACADEMICS

FCAT Reading		
Scoring at or above grade level:	34%	32%
FCAT Math		
Scoring at or above grade level:	50%	48%
FCAT Writing		
Scoring at or above grade level:	81%	36%
FCAT Science		
Scoring at or above grade level:	N/A	48%

DEMOGRAPHICS

Students	1,117	1,041
Black Students	738 66%	736 71%
White Students	264 24%	215 21%
Other/Minority Students	115 10%	90 9%
Gifted Students	13 1%	8 1%
Students With Exceptionalities	137 12%	127 12%
Free and Reduced Lunch	658 59%	522 50%
Teachers	69	78
Black Teachers	20 29%	25 32%
White Teachers	46 67%	49 63%
Other/Minority Teachers	3 4%	4 5%
0-5 years' experience	23 33%	23 29%
6-14 years' experience	20 29%	27 35%
15+ years' experience	26 38%	28 36%

LEON **GRADE: TBA**



Address: 550 E. Tennessee Street, 32308
Phone: 617-5700
School Times: 7:30 am - 1:50 pm
Principal: Billy Epting
Web Site: www.leon.leon.k12.fl.us

Epting 2011-12 2012-13


ACADEMICS

FCAT Reading		
Scoring at or above grade level:	63%	64%
FCAT Math		
Scoring at or above grade level:	78%	75%
FCAT Writing		
Scoring at or above grade level:	84%	56%
FCAT Science		
Scoring at or above grade level:	N/A	76%

DEMOGRAPHICS

Students	1,904	1,930
Black Students	577 30%	633 33%
White Students	1,157 61%	1,160 60%
Other/Minority Students	170 9%	137 7%
Gifted Students	164 9%	128 7%
Students With Exceptionalities	341 18%	291 15%
Free and Reduced Lunch	445 23%	355 18%
Teachers	98	100
Black Teachers	12 12%	11 11%
White Teachers	82 84%	85 85%
Other/Minority Teachers	4 4%	4 4%
0-5 years' experience	26 27%	24 24%
6-14 years' experience	29 30%	34 34%
15+ years' experience	43 44%	42 42%

LINCOLN **GRADE: TBA**



Address: 3838 Trojan Trail, 32311
Phone: 487-2110
School Times: 7:30 am - 1:50 pm
Principal: Allen Burch
Web Site: www.lincoln.leon.k12.fl.us

Burch 2011-12 2012-13


ACADEMICS

FCAT Reading		
Scoring at or above grade level:	66%	65%
FCAT Math		
Scoring at or above grade level:	75%	75%
FCAT Writing		
Scoring at or above grade level:	83%	61%
FCAT Science		
Scoring at or above grade level:	N/A	72%

DEMOGRAPHICS

Students	1,877	1,941
Black Students	567 30%	644 33%
White Students	1,137 61%	1,135 58%
Other/Minority Students	173 9%	162 8%
Gifted Students	128 7%	122 6%
Students With Exceptionalities	311 17%	338 17%
Free and Reduced Lunch	334 18%	324 17%
Teachers	96	102
Black Teachers	13 14%	14 14%
White Teachers	71 74%	77 75%
Other/Minority Teachers	12 13%	11 11%
0-5 years' experience	30 31%	36 35%
6-14 years' experience	32 33%	30 29%
15+ years' experience	34 35%	36 35%

RICKARDS **GRADE: TBA**



Address: 3013 Jim Lee Road, 32301
Phone: 414-5500
School Times: 7:30 am - 1:50 pm
Principal: Doug Cook
Web Site: www.rickards.leon.k12.fl.us

Cook 2011-12 2012-13


ACADEMICS

FCAT Reading		
Scoring at or above grade level:	38%	38%
FCAT Math		
Scoring at or above grade level:	45%	49%
FCAT Writing		
Scoring at or above grade level:	80%	49%
FCAT Science		
Scoring at or above grade level:	N/A	58%

DEMOGRAPHICS

Students	1,273	1,295
Black Students	969 76%	1,028 79%
White Students	172 14%	150 12%
Other/Minority Students	132 10%	117 9%
Gifted Students	51 4%	41 3%
Students With Exceptionalities	217 17%	205 16%
Free and Reduced Lunch	737 58%	633 49%
Teachers	75	76
Black Teachers	39 52%	36 47%
White Teachers	31 41%	36 47%
Other/Minority Teachers	5 7%	4 5%
0-5 years' experience	22 29%	18 24%
6-14 years' experience	27 36%	28 37%
15+ years' experience	26 35%	30 39%

SAIL **GRADE: TBA**



Address: 2006 Jackson Bluff Road, 32304
Phone: 488-2468
School Times: 8:00 am - 2:45 pm
Principal: Tiffany Thomas
Web Site: www.sail.leon.k12.fl.us

Thomas 2011-12 2012-13

ACADEMICS

FCAT Reading		
Scoring at or above grade level:	68%	N/A
FCAT Math		
Scoring at or above grade level:	55%	N/A
FCAT Writing		
Scoring at or above grade level:	87%	N/A
FCAT Science		
Scoring at or above grade level:	N/A	N/A

DEMOGRAPHICS

Students	385	389
Black Students	42 11%	51 13%
White Students	297 77%	304 78%
Other/Minority Students	46 12%	34 9%
Gifted Students	27 7%	24 6%
Students With Exceptionalities	97 25%	104 27%
Free and Reduced Lunch	107 28%	114 29%
Teachers	28	29
Black Teachers	6 21%	7 24%
White Teachers	18 64%	19 66%
Other/Minority Teachers	4 14%	3 10%
0-5 years' experience	7 25%	6 21%
6-14 years' experience	7 25%	10 34%
15+ years' experience	14 50%	13 45%

2013 SCHOOL ZONE - CHARTER SCHOOLS

ARTS & SCIENCES

GRADE: A



Address: 3208 Thomasville Road, 32308
Phone: 386-6566
School Times: 9:15 am - 3:40 pm
Principal: Julie Fredrickson
Web Site: www.artsandsciences.leon.k12.fl.us

Fredrickson

2011-12 2012-13

ACADEMICS

FCAT Reading

Scoring at or above grade level: 77% 76%

FCAT Math

Scoring at or above grade level: 84% 76%

FCAT Writing

Scoring at or above grade level: 92% 56%

FCAT Science

Scoring at or above grade level: 83% 81%

DEMOGRAPHICS

Students	271	270
Black Students	60 22%	79 29%
White Students	164 61%	157 58%
Other/Minority Students	47 17%	34 13%
Gifted Students	16 6%	13 5%
Students With Exceptionalities	59 22%	52 19%
Free and Reduced Lunch	41 15%	39 14%
Teachers	N/A	N/A
Black Teachers	N/A N/A	N/A N/A
White Teachers	N/A N/A	N/A N/A
Other/Minority Teachers	N/A N/A	N/A N/A
0-5 years' experience	N/A N/A	N/A N/A
6-14 years' experience	N/A N/A	N/A N/A
15+ years' experience	N/A N/A	N/A N/A

GOVERNOR'S ACADEMY

GRADE: C



Address: 4351 Mahan Dr, 32317
Phone: 391-5259
School Times: 8:00 am - 3:00 pm
Principal: Adriane Peters
Web Site: www.governorscharter.org

Peters

2011-12 2012-13

ACADEMICS

FCAT Reading

Scoring at or above grade level: N/A 46%

FCAT Math

Scoring at or above grade level: N/A 45%

FCAT Writing

Scoring at or above grade level: N/A 36%

FCAT Science

Scoring at or above grade level: N/A 46%

DEMOGRAPHICS

Students	N/A	540
Black Students	N/A N/A	326 60%
White Students	N/A N/A	165 31%
Other/Minority Students	N/A N/A	49 9%
Gifted Students	N/A N/A	7 1%
Students With Exceptionalities	N/A N/A	59 11%
Free and Reduced Lunch	N/A N/A	184 34%
Teachers	N/A	N/A
Black Teachers	N/A N/A	N/A N/A
White Teachers	N/A N/A	N/A N/A
Other/Minority Teachers	N/A N/A	N/A N/A
0-5 years' experience	N/A N/A	N/A N/A
6-14 years' experience	N/A N/A	N/A N/A
15+ years' experience	N/A N/A	N/A N/A

IMAGINE SCHOOL

GRADE: C



Address: 3611 Austin Davis Avenue, 32308
Phone: 877-5187
School Times: 8:00 am - 3:00 pm
Principal: Linda John
Web Site: www.imagineschoolsleon.com

John

2011-12 2012-13

ACADEMICS

FCAT Reading

Scoring at or above grade level: 57% 58%

FCAT Math

Scoring at or above grade level: 42% 43%

FCAT Writing

Scoring at or above grade level: 64% 44%

FCAT Science

Scoring at or above grade level: 34% 46%

DEMOGRAPHICS

Students	663	423
Black Students	224 34%	167 39%
White Students	352 53%	220 52%
Other/Minority Students	87 13%	36 9%
Gifted Students	6 1%	4 1%
Students With Exceptionalities	71 11%	48 11%
Free and Reduced Lunch	202 30%	98 23%
Teachers	N/A	N/A
Black Teachers	N/A N/A	N/A N/A
White Teachers	N/A N/A	N/A N/A
Other/Minority Teachers	N/A N/A	N/A N/A
0-5 years' experience	N/A N/A	N/A N/A
6-14 years' experience	N/A N/A	N/A N/A
15+ years' experience	N/A N/A	N/A N/A

STARS

GRADE: C



Address: 1500 Miccosukee Road, 32308
Phone: 681-7827
School Times: 8:40 am - 3:50 pm
Principal: Ahmet Temel
Web Site: www.starsmiddleschool.org

Temel

2011-12 2012-13

ACADEMICS

FCAT Reading

Scoring at or above grade level: 50% 59%

FCAT Math

Scoring at or above grade level: 48% 54%

FCAT Writing

Scoring at or above grade level: 86% 58%

FCAT Science

Scoring at or above grade level: 35% 33%

DEMOGRAPHICS

Students	164	166
Black Students	96 59%	93 56%
White Students	45 27%	50 30%
Other/Minority Students	23 14%	23 14%
Gifted Students	3 2%	5 3%
Students With Exceptionalities	32 20%	32 19%
Free and Reduced Lunch	131 80%	101 61%
Teachers	N/A	N/A
Black Teachers	N/A N/A	N/A N/A
White Teachers	N/A N/A	N/A N/A
Other/Minority Teachers	N/A N/A	N/A N/A
0-5 years' experience	N/A N/A	N/A N/A
6-14 years' experience	N/A N/A	N/A N/A
15+ years' experience	N/A N/A	N/A N/A

STEELE-COLLINS

GRADE: F



Address: 412 N. Bronough Street, 32301
Phone: 681-1929
School Times: 8:25 am - 2:50 pm
Principal: Kelvin Norton
Web Site: www.steelecollins.leon.k12.fl.us

Norton

2011-12 2012-13

ACADEMICS

FCAT Reading

Scoring at or above grade level: 29% 22%

FCAT Math

Scoring at or above grade level: 27% 22%

FCAT Writing

Scoring at or above grade level: 77% 38%

FCAT Science

Scoring at or above grade level: 15% 19%

DEMOGRAPHICS

Students	56	68
Black Students	54 96%	66 97%
White Students	0 0%	0 0%
Other/Minority Students	2 4%	2 3%
Gifted Students	0 0%	0 0%
Students With Exceptionalities	8 14%	13 19%
Free and Reduced Lunch	49 88%	49 72%
Teachers	N/A	N/A
Black Teachers	N/A N/A	N/A N/A
White Teachers	N/A N/A	N/A N/A
Other/Minority Teachers	N/A N/A	N/A N/A
0-5 years' experience	N/A N/A	N/A N/A
6-14 years' experience	N/A N/A	N/A N/A
15+ years' experience	N/A N/A	N/A N/A


UNIVERSITY SCHOOLS

FLORIDA STATE UNIVERSITY SCHOOL GRADE: A (Pending)

Epps

Address: 3000 School House Rd., 32311**Phone:** (850) 245-3700**School Times:** 8:00 A.M.-2:55 P.M.**Director:** Dr. Lynn Wicker**K-12 Principal:** Dr. Elvis Epps**Website:** www.fsu.fsus.edu**ACADEMICS****FCAT Reading****Scoring at or above grade level in 2012-13** 74%**FCAT Math****Scoring at or above grade level in 2012-13** 73%**FCAT Writing****Scoring at or above grade level in 2012-13** 57%**FCAT Science****Scoring at or above grade level in 2012-13** 64%**DEMOGRAPHICS (2012-2013)**

Students	1,702	
Black Students	504	30%
White Students	823	48%
Other/Minority	375	22%
Gifted Students	65	4%
Students With Exceptionalities	117	7%
Free and Reduced Lunch	494	29%
Teachers	114	
Black Teachers	14	12%
White Teachers	94	82%
Other/Minority	6	5%
0-3 years' experience	34	30%
4-9 years' experience	39	34%
10+ years' experience	41	36%



Adanna Douglas applauds during graduation for FAMU DRS in May. Information about the University School was not available at press time. MIKE EWEN/DEMOCRAT FILES

PRIVATE SCHOOLS

Bethel Christian Academy, 406 N. Bronough St., 222-6605, www.betheltally.org, Grades: PK3-6th
Betton Hills Preparatory, 1815 N. Meridian Road, 422-2464, www.bettonhills.com, Grades: PK3-1st
Community Christian, 4859 Kerry Forest Parkway, 893-6628, www.ccs-chargers.org, Grades: K-12th
Cornerstone Learning Community, 2524 Hartsfield Road, 386-5550, www.cornerstonelc.com
Epiphany Lutheran School (also serves infants), 8300 Deerlake Road W., 385-9822, www.epiphanystar.org, Grades: PK-18 months (half day), PK3, PK4, Early Bird, Lunch Bunch, After School, Community Kids Club
Grassroots Free School, 2458 Grassroots Way, 656-3629, non-compulsory education for children ages 5-11, www.grassrootsschool.org
Great Oaks Day School, 4840 Tower Road, 562-0489,

Grades: PK-8th
Heritage Academy/Gingerbread Day School, 3324 N. Monroe St., 562-3169, Grades: PK-8th
Holy Comforter Episcopal, 2001 Fleischmann Road, 383-1007, www.holy-comforter.org, Grades: PK3-8th
John Paul II Catholic High, 5100 Terrebone Drive, 201-5744, Grades: 9th-12th
MacLay School, 3737 N. Meridian Road, 893-2138, www.maclay.org, Grades: PK-12th
Magnolia School, 2705 W. Tharpe St., 385-3834, www.themagnoliaschool.net
North Florida Christian, 3000 N. Meridian Road, 386-6327, www.nflschool.org, Grades: PK-12th
Rose Academy, LLC, 1268-B Timberlane Road, www.roseacademy.org, 893-8743, Grades: K-8th
Seven Hills Academy, 2205 Thomasville Road, 656-9211, Grades: K-12th

Trinity Catholic, 706 E. Brevard St., 222-0444, www.trinityknights.org, Grades: PK3-8th
Woodland Hall Academy, 5246 Centerville Road, 893-2216, www.woodlandhallacademy.org

Lab schools

Tallahassee's two state universities are affiliated with laboratory schools. For more information, contact each school or visit its website.

FAMU Developmental Research School, 400 W. Orange Ave., 412-5930, www.famudrs.org
Florida State University School, 3000 Schoolhouse Road, 245-3700, www.fsus.fsu.edu, Grades: K-12th