

The following pages contain a copy of a long report issued by the Tallahassee Democrat, our local paper, of Leon County public and charter schools' latest performance and other information. To search the school zones for a specific address, use the following website:

[http://www.info.leon.k12.fl.us/zones/by\\_address/default\\_studyarea.asp](http://www.info.leon.k12.fl.us/zones/by_address/default_studyarea.asp)

# Leon County elementary schools

## APALACHEE

## GRADE: D



Address: 650 Trojan Trail, 32311  
 Phone: 488-7110  
 School Times: 8:30 am - 2:50 pm  
 Principal: Iris Wilson  
 Web Site: [www.apalachee.leon.k12.fl.us](http://www.apalachee.leon.k12.fl.us)

**Wilson** 2010-11 2011-12

### ACADEMICS

ACADEMICS	2010-11	2011-12
<b>FCAT Reading</b>		
Scoring at or above grade level:	58%	41%
<b>FCAT Math</b>		
Scoring at or above grade level:	57%	40%
<b>FCAT Writing</b>		
Scoring at or above grade level:	71%	74%
<b>FCAT Science</b>		
Scoring at or above grade level:	25%	29%

### DEMOGRAPHICS

DEMOGRAPHICS	2010-11	2011-12
<b>Students</b>	563	600
Black Students	414 74%	457 76%
White Students	67 12%	74 12%
Other/Minority Students	82 15%	69 12%
Gifted Students	11 2%	9 2%
Students With Exceptionalities	108 19%	110 18%
Free and Reduced Lunch	441 78%	405 68%
<b>Teachers</b>	42	45
Black Teachers	13 31%	18 40%
White Teachers	26 62%	24 53%
Other/Minority Teachers	3 7%	3 7%
0-5 years' experience	8 19%	13 29%
6-14 years' experience	9 21%	16 36%
15+ years' experience	25 60%	16 36%

\* 2010-11 teacher experience ranges are 0-3 years, 4-9 years, and 10+ years.

## ASTORIA PARK

## GRADE: B



Address: 2465 Atlas Road, 32303  
 Phone: 488-4673  
 School Times: 8:30 am - 2:50 pm  
 Principal: Marsha Glover-Sanders  
 Web Site: [www.astoriapark.leon.k12.fl.us](http://www.astoriapark.leon.k12.fl.us)

**Sanders** 2010-11 2011-12

### ACADEMICS

ACADEMICS	2010-11	2011-12
<b>FCAT Reading</b>		
Scoring at or above grade level:	77%	54%
<b>FCAT Math</b>		
Scoring at or above grade level:	75%	53%
<b>FCAT Writing</b>		
Scoring at or above grade level:	79%	83%
<b>FCAT Science</b>		
Scoring at or above grade level:	62%	32%

### DEMOGRAPHICS

DEMOGRAPHICS	2010-11	2011-12
<b>Students</b>	582	563
Black Students	420 72%	422 75%
White Students	120 21%	103 18%
Other/Minority Students	42 7%	38 7%
Gifted Students	3 1%	2 0%
Students With Exceptionalities	95 16%	93 17%
Free and Reduced Lunch	459 79%	431 77%
<b>Teachers</b>	40	39
Black Teachers	9 23%	9 23%
White Teachers	28 70%	27 69%
Other/Minority Teachers	3 8%	3 8%
0-5 years' experience	5 13%	7 18%
6-14 years' experience	10 25%	11 28%
15+ years' experience	25 63%	22 56%

\* 2010-11 teacher experience ranges are 0-3 years, 4-9 years, and 10+ years.

## BOND

## GRADE: C



Address: 2204 Saxon Street, 32310  
 Phone: 488-7676  
 School Times: 8:30 am - 2:50 pm  
 Principal: Regina Browning  
 Web Site: [www.bond.leon.k12.fl.us](http://www.bond.leon.k12.fl.us)

**Browning** 2010-11 2011-12

### ACADEMICS

ACADEMICS	2010-11	2011-12
<b>FCAT Reading</b>		
Scoring at or above grade level:	53%	35%
<b>FCAT Math</b>		
Scoring at or above grade level:	57%	42%
<b>FCAT Writing</b>		
Scoring at or above grade level:	83%	80%
<b>FCAT Science</b>		
Scoring at or above grade level:	36%	40%

### DEMOGRAPHICS

DEMOGRAPHICS	2010-11	2011-12
<b>Students</b>	645	662
Black Students	621 96%	627 95%
White Students	15 2%	18 3%
Other/Minority Students	9 1%	17 3%
Gifted Students	3 0%	5 1%
Students With Exceptionalities	144 22%	131 20%
Free and Reduced Lunch	602 93%	662 100%
<b>Teachers</b>	46	45
Black Teachers	35 76%	34 76%
White Teachers	8 17%	9 20%
Other/Minority Teachers	2 4%	2 4%
0-5 years' experience	14 30%	15 33%
6-14 years' experience	17 37%	20 44%
15+ years' experience	15 33%	9 20%

\* 2010-11 teacher experience ranges are 0-3 years, 4-9 years, and 10+ years.

# Leon County elementary schools

## BUCK LAKE

GRADE: A



Address: 1600 Pedrick Road, 32317  
 Phone: 488-6133  
 School Times: 8:30 am - 2:50 pm  
 Principal: Eydie Tricquet  
 Web Site: [www.bucklake.leon.k12.fl.us](http://www.bucklake.leon.k12.fl.us)

2010-11 2011-12

### Tricquet

#### ACADEMICS

##### FCAT Reading

Scoring at or above grade level: 92% 80%

##### FCAT Math

Scoring at or above grade level: 91% 79%

##### FCAT Writing

Scoring at or above grade level: 74% 86%

##### FCAT Science

Scoring at or above grade level: 78% 72%

#### DEMOGRAPHICS

	2010-11	2011-12
<b>Students</b>	760	732
Black Students	69 9%	68 9%
White Students	523 69%	487 67%
Other/Minority Students	168 22%	177 24%
Gifted Students	17 2%	15 2%
Students With Exceptionalities	133 18%	121 17%
Free and Reduced Lunch	55 7%	67 9%
<b>Teachers</b>	55	56
Black Teachers	4 7%	4 7%
White Teachers	48 87%	48 86%
Other/Minority Teachers	3 5%	4 7%
0-5 years' experience	10 18%	14 25%
6-14 years' experience	9 16%	7 13%
15+ years' experience	36 65%	34 61%

\* 2010-11 teacher experience ranges are 0-3 years, 4-9 years, and 10+ years.

## CANOPY OAKS

GRADE: A



Address: 3250 Point View Road, 32303  
 Phone: 488-3301  
 School Times: 8:30 am - 2:50 pm  
 Principal: Brooke Brunner  
 Web Site: [www.canopyoaks.leon.k12.fl.us](http://www.canopyoaks.leon.k12.fl.us)

2010-11 2011-12

### Brunner

#### ACADEMICS

##### FCAT Reading

Scoring at or above grade level: 87% 66%

##### FCAT Math

Scoring at or above grade level: 89% 68%

##### FCAT Writing

Scoring at or above grade level: 78% 78%

##### FCAT Science

Scoring at or above grade level: 74% 66%

#### DEMOGRAPHICS

	2010-11	2011-12
<b>Students</b>	691	714
Black Students	156 23%	174 24%
White Students	474 69%	462 65%
Other/Minority Students	61 9%	78 11%
Gifted Students	16 2%	19 3%
Students With Exceptionalities	168 24%	155 22%
Free and Reduced Lunch	291 42%	325 46%
<b>Teachers</b>	50	48
Black Teachers	3 6%	3 6%
White Teachers	44 88%	41 85%
Other/Minority Teachers	3 6%	4 8%
0-5 years' experience	10 20%	12 25%
6-14 years' experience	16 32%	14 29%
15+ years' experience	24 48%	20 42%

\* 2010-11 teacher experience ranges are 0-3 years, 4-9 years, and 10+ years.

## CHAIRES

GRADE: A



Address: 4774 Chaires Crossroads, 32317  
 Phone: 488-5977  
 School Times: 8:30 am - 2:50 pm  
 Principal: Michele Prescott  
 Web Site: [www.chaires.leon.k12.fl.us](http://www.chaires.leon.k12.fl.us)

2010-11 2011-12

### Prescott

#### ACADEMICS

##### FCAT Reading

Scoring at or above grade level: 85% 64%

##### FCAT Math

Scoring at or above grade level: 76% 61%

##### FCAT Writing

Scoring at or above grade level: 88% 66%

##### FCAT Science

Scoring at or above grade level: 65% 50%

#### DEMOGRAPHICS

	2010-11	2011-12
<b>Students</b>	504	467
Black Students	176 35%	157 34%
White Students	279 55%	264 57%
Other/Minority Students	49 10%	46 10%
Gifted Students	12 2%	12 3%
Students With Exceptionalities	157 31%	136 29%
Free and Reduced Lunch	226 45%	212 45%
<b>Teachers</b>	38	36
Black Teachers	5 13%	5 14%
White Teachers	32 84%	30 83%
Other/Minority Teachers	1 3%	1 3%
0-5 years' experience	3 8%	4 11%
6-14 years' experience	6 16%	9 25%
15+ years' experience	29 76%	24 67%

\* 2010-11 teacher experience ranges are 0-3 years, 4-9 years, and 10+ years.

# Leon County elementary schools

## CONLEY

## GRADE: A



Address: 2400 Orange Avenue East, 32311  
 Phone: 414-5610  
 School Times: 8:30 - 2:50 pm  
 Principal: Laura Brooks  
 Web Site: [www.conley.leon.k12.fl.us](http://www.conley.leon.k12.fl.us)

### Brooks

2010-11      2011-12

#### ACADEMICS

##### FCAT Reading

Scoring at or above grade level:      81%      67%

##### FCAT Math

Scoring at or above grade level:      80%      69%

##### FCAT Writing

Scoring at or above grade level:      83%      63%

##### FCAT Science

Scoring at or above grade level:      65%      60%

#### DEMOGRAPHICS

	2010-11	2011-12
<b>Students</b>	823	857
Black Students	290 35%	308 36%
White Students	372 45%	371 43%
Other/Minority Students	161 20%	178 21%
Gifted Students	9 1%	17 2%
Students With Exceptionalities	126 15%	130 15%
Free and Reduced Lunch	272 33%	295 34%
<b>Teachers</b>	55	60
Black Teachers	5 9%	6 10%
White Teachers	48 87%	51 85%
Other/Minority Teachers	2 4%	3 5%
0-5 years' experience	26 47%	38 63%
6-14 years' experience	14 25%	15 25%
15+ years' experience	15 27%	6 10%

\* 2010-11 teacher experience ranges are 0-3 years, 4-9 years, and 10+ years.

## DESOTO TRAIL

## GRADE: A



Address: 5200 Tredington Park Drive, 32309  
 Phone: 488-4511  
 School Times: 8:30 am - 2:50 pm  
 Principal: Michele Keltner  
 Web Site: [www.desoto-trail.leon.k12.fl.us](http://www.desoto-trail.leon.k12.fl.us)

### Keltner

2010-11      2011-12

#### ACADEMICS

##### FCAT Reading

Scoring at or above grade level:      94%      80%

##### FCAT Math

Scoring at or above grade level:      94%      83%

##### FCAT Writing

Scoring at or above grade level:      91%      84%

##### FCAT Science

Scoring at or above grade level:      82%      74%

#### DEMOGRAPHICS

	2010-11	2011-12
<b>Students</b>	635	638
Black Students	81 13%	71 11%
White Students	475 75%	490 77%
Other/Minority Students	79 12%	77 12%
Gifted Students	14 2%	11 2%
Students With Exceptionalities	116 18%	102 16%
Free and Reduced Lunch	103 16%	109 17%
<b>Teachers</b>	44	45
Black Teachers	3 7%	2 4%
White Teachers	39 89%	42 93%
Other/Minority Teachers	3 7%	1 2%
0-5 years' experience	5 11%	6 13%
6-14 years' experience	9 20%	12 27%
15+ years' experience	30 68%	25 56%

\* 2010-11 teacher experience ranges are 0-3 years, 4-9 years, and 10+ years.

## FT. BRADEN (K-8)

## GRADE: C



Address: 15100 Blountstown Hwy, 32310  
 Phone: 488-9374  
 School Times: 8:30 am - 2:50 pm  
 Principal: Jim Jackson  
 Web Site: [www.ftbraden.leon.k12.fl.us](http://www.ftbraden.leon.k12.fl.us)

### Jackson

2010-11      2011-12

#### ACADEMICS

##### FCAT Reading

Scoring at or above grade level:      59%      49%

##### FCAT Math

Scoring at or above grade level:      67%      43%

##### FCAT Writing

Scoring at or above grade level:      79%      66%

##### FCAT Science

Scoring at or above grade level:      53%      50%

#### DEMOGRAPHICS

	2010-11	2011-12
<b>Students</b>	815	797
Black Students	117 14%	98 12%
White Students	614 75%	619 78%
Other/Minority Students	84 10%	80 10%
Gifted Students	0 0%	2 0%
Students With Exceptionalities	146 18%	130 16%
Free and Reduced Lunch	613 75%	617 77%
<b>Teachers</b>	56	58
Black Teachers	5 9%	4 7%
White Teachers	52 93%	54 93%
Other/Minority Teachers	0 0%	0 0%
0-5 years' experience	18 32%	21 36%
6-14 years' experience	10 18%	12 21%
15+ years' experience	28 50%	24 41%

\* 2010-11 teacher experience ranges are 0-3 years, 4-9 years, and 10+ years.

# Leon County elementary schools

## GILCHRIST

GRADE: A



Address: 1301 Timberlane Road, 32312  
 Phone: 893-4310  
 School Times: 8:30 am - 2:50 pm  
 Principal: David Solz  
 Web Site: [www.gilchrist.leon.k12.fl.us](http://www.gilchrist.leon.k12.fl.us)

Solz

2010-11

2011-12

### ACADEMICS

#### CAT Reading

Scoring at or above grade level: 95% 82%

#### CAT Math

Scoring at or above grade level: 95% 87%

#### CAT Writing

Scoring at or above grade level: 83% 85%

#### CAT Science

Scoring at or above grade level: 81% 81%

### DEMOGRAPHICS

	2010-11	2011-12
Students	890	910
Black Students	159 18%	163 18%
White Students	606 68%	616 68%
Other/Minority Students	125 14%	131 14%
Gifted Students	62 7%	75 8%
Students With Exceptionalities	173 19%	169 19%
Free and Reduced Lunch	188 21%	216 24%
Teachers	60	63
Black Teachers	8 13%	8 13%
White Teachers	51 85%	53 84%
Other/Minority Teachers	2 3%	2 3%
0-5 years' experience	9 15%	15 24%
6-14 years' experience	14 23%	18 29%
15+ years' experience	37 62%	30 48%

2010-11 teacher experience ranges are 0-3 years, 4-9 years, and 10+ years.

## HARTSFIELD

GRADE: B



Address: 1414 Chowkeebin Nene, 32301  
 Phone: 488-7322  
 School Times: 8:30 am - 2:50 pm  
 Principal: B.J. VanCamp  
 Web Site: [www.hartsfield.leon.k12.fl.us](http://www.hartsfield.leon.k12.fl.us)

VanCamp

2010-11

2011-12

### ACADEMICS

#### FCAT Reading

Scoring at or above grade level: 67% 48%

#### FCAT Math

Scoring at or above grade level: 74% 50%

#### FCAT Writing

Scoring at or above grade level: 68% 74%

#### FCAT Science

Scoring at or above grade level: 38% 50%

### DEMOGRAPHICS

	2010-11	2011-12
Students	497	477
Black Students	392 79%	384 81%
White Students	68 14%	61 13%
Other/Minority Students	37 7%	32 7%
Gifted Students	8 2%	11 2%
Students With Exceptionalities	139 28%	145 30%
Free and Reduced Lunch	392 79%	371 78%
Teachers	37	37
Black Teachers	8 22%	10 27%
White Teachers	27 73%	25 68%
Other/Minority Teachers	2 5%	2 5%
0-5 years' experience	8 22%	12 32%
6-14 years' experience	12 32%	13 35%
15+ years' experience	17 46%	10 27%

\* 2010-11 teacher experience ranges are 0-3 years, 4-9 years, and 10+ years.

## HAWKS RISE

GRADE: A



Address: 205 Meadow Ridge Road, 32312  
 Phone: 487-4733  
 School Times: 8:30 am - 2:50 pm  
 Principal: Evelyn Friend  
 Web Site: [www.hawksrise.leon.k12.fl.us](http://www.hawksrise.leon.k12.fl.us)

Friend

2010-11

2011-12

### ACADEMICS

#### FCAT Reading

Scoring at or above grade level: 95% 89%

#### FCAT Math

Scoring at or above grade level: 95% 87%

#### FCAT Writing

Scoring at or above grade level: 87% 96%

#### FCAT Science

Scoring at or above grade level: 85% 79%

### DEMOGRAPHICS

	2010-11	2011-12
Students	832	835
Black Students	83 10%	102 12%
White Students	591 71%	569 68%
Other/Minority Students	158 19%	164 20%
Gifted Students	65 8%	64 8%
Students With Exceptionalities	204 25%	170 20%
Free and Reduced Lunch	85 10%	105 13%
Teachers	57	57
Black Teachers	7 12%	6 11%
White Teachers	49 86%	50 88%
Other/Minority Teachers	1 2%	1 2%
0-5 years' experience	9 16%	12 21%
6-14 years' experience	15 26%	19 33%
15+ years' experience	33 58%	24 42%

\* 2010-11 teacher experience ranges are 0-3 years, 4-9 years, and 10+ years.

# Leon County elementary schools

## KILLEARN LAKES

GRADE: A



Address: 8037 Deerlake East, 32312  
 Phone: 921-1265  
 School Times: 8:30 am - 2:50 pm  
 Principal: Brenda McGalliard  
 Web Site: [www.killearn-lakes.leon.k12.fl.us](http://www.killearn-lakes.leon.k12.fl.us)

2010-11      2011-12

### McGalliard

#### ACADEMICS

##### CAT Reading

Scoring at or above grade level:      96%      88%

##### CAT Math

Scoring at or above grade level:      97%      86%

##### CAT Writing

Scoring at or above grade level:      88%      90%

##### CAT Science

Scoring at or above grade level:      90%      79%

#### DEMOGRAPHICS

Students	2010-11	2011-12
Black Students	58 6%	66 7%
White Students	742 78%	725 78%
Other/Minority Students	155 16%	142 15%
Gifted Students	41 4%	30 3%
Students With Exceptionalities	151 16%	146 16%
Free and Reduced Lunch	96 10%	101 11%
Teachers	2010-11	2011-12
Black Teachers	5 8%	5 8%
White Teachers	53 87%	53 87%
Other/Minority Teachers	4 7%	3 5%
0-5 years' experience	3 5%	12 20%
6-14 years' experience	16 26%	17 28%
15+ years' experience	42 69%	31 51%

2010-11 teacher experience ranges are 0-3 years, 4-9 years, and 10+ years.

## MOORE

GRADE: A



Address: 1706 Dempsey Mayo Road, 32308  
 Phone: 488-2858  
 School Times: 8:30 am - 2:50 pm  
 Principal: Sue Kraul  
 Web Site: [www.moore.leon.k12.fl.us](http://www.moore.leon.k12.fl.us)

2010-11      2011-12

### Kraul

#### ACADEMICS

##### FCAT Reading

Scoring at or above grade level:      82%      71%

##### FCAT Math

Scoring at or above grade level:      83%      64%

##### FCAT Writing

Scoring at or above grade level:      82%      85%

##### FCAT Science

Scoring at or above grade level:      69%      59%

#### DEMOGRAPHICS

Students	2010-11	2011-12
Black Students	251 39%	228 37%
White Students	290 45%	286 47%
Other/Minority Students	98 15%	96 16%
Gifted Students	10 2%	15 2%
Students With Exceptionalities	105 16%	100 16%
Free and Reduced Lunch	294 46%	286 47%
Teachers	2010-11	2011-12
Black Teachers	3 7%	5 12%
White Teachers	37 86%	33 80%
Other/Minority Teachers	3 7%	3 7%
0-5 years' experience	9 21%	13 32%
6-14 years' experience	11 26%	12 29%
15+ years' experience	23 53%	17 41%

\* 2010-11 teacher experience ranges are 0-3 years, 4-9 years, and 10+ years.

## OAK RIDGE

GRADE: C



Address: 4530 Shelfer Road, 32305  
 Phone: 488-3124  
 School Times: 8:30 am - 2:50 pm  
 Principal: Taka Mays  
 Web Site: [www.oak-ridge.leon.k12.fl.us](http://www.oak-ridge.leon.k12.fl.us)

2010-11      2011-12

### Mays

#### ACADEMICS

##### FCAT Reading

Scoring at or above grade level:      56%      39%

##### FCAT Math

Scoring at or above grade level:      71%      48%

##### FCAT Writing

Scoring at or above grade level:      98%      86%

##### FCAT Science

Scoring at or above grade level:      17%      19%

#### DEMOGRAPHICS

Students	2010-11	2011-12
Black Students	489 88%	519 89%
White Students	38 7%	33 6%
Other/Minority Students	28 5%	33 6%
Gifted Students	5 1%	1 0%
Students With Exceptionalities	108 19%	124 21%
Free and Reduced Lunch	502 90%	585 100%
Teachers	2010-11	2011-12
Black Teachers	16 42%	17 43%
White Teachers	21 55%	20 50%
Other/Minority Teachers	3 8%	3 8%
0-5 years' experience	6 16%	13 33%
6-14 years' experience	12 32%	9 23%
15+ years' experience	20 53%	17 43%

\* 2010-11 teacher experience ranges are 0-3 years, 4-9 years, and 10+ years.

# Leon County elementary schools

## PINEVIEW

## GRADE: B



Address: 2230 Lake Bradford Road, 32310  
 Phone: 488-2819  
 School Times: 8:30 am - 2:50 pm  
 Principal: Marilyn J. Rahming  
 Web Site: [www.pineview.leon.k12.fl.us](http://www.pineview.leon.k12.fl.us)

### Rahming

2010-11      2011-12

#### ACADEMICS

##### FCAT Reading

Scoring at or above grade level:      61%      46%

##### FCAT Math

Scoring at or above grade level:      75%      58%

##### FCAT Writing

Scoring at or above grade level:      64%      72%

##### FCAT Science

Scoring at or above grade level:      25%      43%

#### DEMOGRAPHICS

Students	2010-11	2011-12
Black Students	408 82%	375 80%
White Students	19 4%	12 3%
Other/Minority Students	72 14%	84 18%
Gifted Students	0 0%	0 0%
Students With Exceptionalities	98 20%	86 18%
Free and Reduced Lunch	452 91%	471 100%
Teachers	2010-11	2011-12
Black Teachers	21 57%	20 54%
White Teachers	14 38%	15 41%
Other/Minority Teachers	2 5%	2 5%
0-5 years' experience	16 43%	20 54%
6-14 years' experience	9 24%	9 24%
15+ years' experience	12 32%	7 19%

\* 2010-11 teacher experience ranges are 0-3 years, 4-9 years, and 10+ years.

## RILEY

## GRADE: C



Address: 1400 Indiana Street, 32304  
 Phone: 488-5840  
 School Times: 8:30 am - 2:50 pm  
 Principal: Karwynn Paul  
 Web Site: [www.riley.leon.k12.fl.us](http://www.riley.leon.k12.fl.us)

### Paul

2010-11      2011-12

#### ACADEMICS

##### FCAT Reading

Scoring at or above grade level:      61%      40%

##### FCAT Math

Scoring at or above grade level:      66%      53%

##### FCAT Writing

Scoring at or above grade level:      100%      89%

##### FCAT Science

Scoring at or above grade level:      41%      34%

#### DEMOGRAPHICS

Students	2010-11	2011-12
Black Students	462 83%	507 84%
White Students	23 4%	46 8%
Other/Minority Students	70 13%	50 8%
Gifted Students	2 0%	1 0%
Students With Exceptionalities	105 19%	114 19%
Free and Reduced Lunch	505 91%	603 100%
Teachers	2010-11	2011-12
Black Teachers	19 48%	23 55%
White Teachers	17 43%	17 40%
Other/Minority Teachers	4 10%	2 5%
0-5 years' experience	9 23%	15 36%
6-14 years' experience	17 43%	13 31%
15+ years' experience	14 35%	11 26%

\* 2010-11 teacher experience ranges are 0-3 years, 4-9 years, and 10+ years.

## ROBERTS

## GRADE: A



Address: 5777 Pimlico Road, 32309  
 Phone: 488-0923  
 School Times: 8:30 am - 2:50 pm  
 Principal: Kim McFarland  
 Web Site: [www.roberts.leon.k12.fl.us](http://www.roberts.leon.k12.fl.us)

### McFarland

2010-11      2011-12

#### ACADEMICS

##### FCAT Reading

Scoring at or above grade level:      94%      83%

##### FCAT Math

Scoring at or above grade level:      91%      80%

##### FCAT Writing

Scoring at or above grade level:      87%      86%

##### FCAT Science

Scoring at or above grade level:      86%      79%

#### DEMOGRAPHICS

Students	2010-11	2011-12
Black Students	153 18%	141 17%
White Students	638 74%	620 74%
Other/Minority Students	75 9%	79 9%
Gifted Students	53 6%	53 6%
Students With Exceptionalities	237 27%	232 28%
Free and Reduced Lunch	173 20%	177 21%
Teachers	2010-11	2011-12
Black Teachers	4 6%	3 5%
White Teachers	53 85%	53 88%
Other/Minority Teachers	5 8%	4 7%
0-5 years' experience	10 16%	10 17%
6-14 years' experience	14 23%	17 28%
15+ years' experience	38 61%	32 53%

\* 2010-11 teacher experience ranges are 0-3 years, 4-9 years, and 10+ years.

# Leon County elementary schools

## RUEDIGER

GRADE: B



Address: 526 W. 10th Avenue, 32303  
 Phone: 488-1074  
 School Times: 8:30 am - 2:50 pm  
 Principal: Melissa Fullmore  
 Web Site: [www.ruediger.leon.k12.fl.us](http://www.ruediger.leon.k12.fl.us)

2010-11 2011-12

### Fullmore

#### ACADEMICS

##### FCAT Reading

Scoring at or above grade level: 56% 42%

##### FCAT Math

Scoring at or above grade level: 61% 54%

##### FCAT Writing

Scoring at or above grade level: 86% 77%

##### FCAT Science

Scoring at or above grade level: 30% 29%

#### DEMOGRAPHICS

Students	2010-11	2011-12
Black Students	437 77%	386 81%
White Students	71 13%	38 8%
Other/Minority Students	58 10%	53 11%
Gifted Students	0 0%	4 1%
Students With Exceptionalities	121 21%	98 21%
Free and Reduced Lunch	460 81%	477 100%
Teachers	42	38
Black Teachers	9 21%	14 37%
White Teachers	14 33%	24 63%
Other/Minority Teachers	27 64%	0 0%
0-5 years' experience	1 2%	12 32%
6-14 years' experience	6 14%	7 18%
15+ years' experience	27 64%	18 47%

\* 2010-11 teacher experience ranges are 0-3 years, 4-9 years, and 10+ years.

## SABAL PALM

GRADE: C



Address: 2813 Ridgeway Street, 32304  
 Phone: 488-0167  
 School Times: 8:30 am - 2:50 pm  
 Principal: Ann Johnson  
 Web Site: [www.sabalpalm.leon.k12.fl.us](http://www.sabalpalm.leon.k12.fl.us)

2010-11 2011-12

### Johnson

#### ACADEMICS

##### FCAT Reading

Scoring at or above grade level: 58% 36%

##### FCAT Math

Scoring at or above grade level: 71% 51%

##### FCAT Writing

Scoring at or above grade level: 87% 84%

##### FCAT Science

Scoring at or above grade level: 30% 32%

#### DEMOGRAPHICS

Students	2010-11	2011-12
Black Students	455 81%	437 79%
White Students	36 6%	44 8%
Other/Minority Students	72 13%	75 13%
Gifted Students	2 0%	5 1%
Students With Exceptionalities	128 23%	125 22%
Free and Reduced Lunch	493 88%	555 100%
Teachers	43	42
Black Teachers	21 49%	22 52%
White Teachers	17 40%	15 36%
Other/Minority Teachers	5 12%	5 12%
0-5 years' experience	8 19%	12 29%
6-14 years' experience	9 21%	17 40%
15+ years' experience	26 60%	12 29%

\* 2010-11 teacher experience ranges are 0-3 years, 4-9 years, and 10+ years.

## SEALEY

GRADE: A



Address: 2815 Allen Road, 32312  
 Phone: 488-5640  
 School Times: 8:30 am - 2:50 pm  
 Principal: Demetria Clemons  
 Web Site: [www.sealey.leon.k12.fl.us](http://www.sealey.leon.k12.fl.us)

2010-11 2011-12

### Clemons

#### ACADEMICS

##### FCAT Reading

Scoring at or above grade level: 80% 65%

##### FCAT Math

Scoring at or above grade level: 83% 67%

##### FCAT Writing

Scoring at or above grade level: 85% 83%

##### FCAT Science

Scoring at or above grade level: 58% 47%

#### DEMOGRAPHICS

Students	2010-11	2011-12
Black Students	230 41%	304 48%
White Students	266 47%	264 42%
Other/Minority Students	65 12%	59 9%
Gifted Students	19 3%	22 4%
Students With Exceptionalities	140 25%	138 22%
Free and Reduced Lunch	313 56%	388 62%
Teachers	40	44
Black Teachers	9 23%	10 23%
White Teachers	31 78%	34 77%
Other/Minority Teachers	0 0%	0 0%
0-5 years' experience	6 15%	12 27%
6-14 years' experience	12 30%	15 34%
15+ years' experience	22 55%	16 36%

\* 2010-11 teacher experience ranges are 0-3 years, 4-9 years, and 10+ years.



# Leon County elementary schools

## SPRINGWOOD

## GRADE: C



Address: 3801 Fred George Road, 32303  
 Phone: 488-6225  
 School Times: 8:30 am - 2:50 pm  
 Principal: Christopher Small  
 Web Site: [www.springwood.leon.k12.fl.us](http://www.springwood.leon.k12.fl.us)

2010-11 2011-12

### Small

#### ACADEMICS

##### FCAT Reading

Scoring at or above grade level: 72% 49%

##### FCAT Math

Scoring at or above grade level: 69% 47%

##### FCAT Writing

Scoring at or above grade level: 72% 86%

##### FCAT Science

Scoring at or above grade level: 41% 43%

#### DEMOGRAPHICS

	2010-11	2011-12
<b>Students</b>	641	663
Black Students	358 56%	392 59%
White Students	208 32%	191 29%
Other/Minority Students	75 12%	80 12%
Gifted Students	8 1%	8 1%
Students With Exceptionalities	121 19%	125 19%
Free and Reduced Lunch	419 65%	449 68%
<b>Teachers</b>	45	47
Black Teachers	9 20%	8 17%
White Teachers	34 76%	38 81%
Other/Minority Teachers	2 4%	1 2%
0-5 years' experience	14 31%	20 43%
6-14 years' experience	9 20%	8 17%
15+ years' experience	22 49%	17 36%

\* 2010-11 teacher experience ranges are 0-3 years, 4-9 years, and 10+ years.

## SULLIVAN

## GRADE: A



Address: 927 Miccosukee Road, 32308  
 Phone: 487-1216  
 School Times: 8:30 am - 2:50 pm  
 Principal: Pam Stephens  
 Web Site: [www.sullivan.leon.k12.fl.us](http://www.sullivan.leon.k12.fl.us)

2010-11 2011-12

### Stephens

#### ACADEMICS

##### FCAT Reading

Scoring at or above grade level: 79% 67%

##### FCAT Math

Scoring at or above grade level: 78% 63%

##### FCAT Writing

Scoring at or above grade level: 73% 83%

##### FCAT Science

Scoring at or above grade level: 51% 49%

#### DEMOGRAPHICS

	2010-11	2011-12
<b>Students</b>	826	837
Black Students	371 45%	359 43%
White Students	358 43%	383 46%
Other/Minority Students	97 12%	95 11%
Gifted Students	14 2%	22 3%
Students With Exceptionalities	136 16%	121 14%
Free and Reduced Lunch	364 44%	382 46%
<b>Teachers</b>	56	55
Black Teachers	11 20%	10 18%
White Teachers	44 79%	44 80%
Other/Minority Teachers	2 4%	1 2%
0-5 years' experience	16 29%	20 36%
6-14 years' experience	14 25%	16 29%
15+ years' experience	26 46%	17 31%

\* 2010-11 teacher experience ranges are 0-3 years, 4-9 years, and 10+ years.

## WOODVILLE

## GRADE: B



Address: 9373 Woodville Hwy, 32305  
 Phone: 487-7043  
 School Times: 8:30 am - 2:50 pm  
 Principal: Nancy Stokely  
 Web Site: [www.woodville.leon.k12.fl.us](http://www.woodville.leon.k12.fl.us)

2010-11 2011-12

### Stokely

#### ACADEMICS

##### FCAT Reading

Scoring at or above grade level: 70% 44%

##### FCAT Math

Scoring at or above grade level: 75% 50%

##### FCAT Writing

Scoring at or above grade level: 84% 80%

##### FCAT Science

Scoring at or above grade level: 50% 46%

#### DEMOGRAPHICS

	2010-11	2011-12
<b>Students</b>	442	466
Black Students	146 33%	173 37%
White Students	241 55%	236 51%
Other/Minority Students	55 12%	57 12%
Gifted Students	2 0%	1 0%
Students With Exceptionalities	111 25%	115 25%
Free and Reduced Lunch	348 79%	356 76%
<b>Teachers</b>	36	38
Black Teachers	11 31%	11 29%
White Teachers	24 67%	26 68%
Other/Minority Teachers	1 3%	1 3%
0-5 years' experience	12 33%	16 42%
6-14 years' experience	9 25%	8 21%
15+ years' experience	15 42%	12 32%

\* 2010-11 teacher experience ranges are 0-3 years, 4-9 years, and 10+ years.

# middle schools

## COBB GRADE: A



Address: 915 Hillcrest, 32308  
 Phone: 488-3364  
 School Times: 9:30 am - 3:50 pm  
 Principal: Tonja Fitzgerald  
 Web Site: www.cobb.leon.k12.fl.us

**Fitzgerald** 2010-11 2011-12

### ACADEMICS

<b>FCAT Reading</b>		
Scoring at or above grade level:	74%	65%
<b>FCAT Math</b>		
Scoring at or above grade level:	72%	65%
<b>FCAT Writing</b>		
Scoring at or above grade level:	89%	87%
<b>FCAT Science</b>		
Scoring at or above grade level:	60%	56%

### DEMOGRAPHICS

<b>Students</b>	826	769
Black Students	406 49%	358 47%
White Students	345 42%	320 42%
Other/Minority Students	75 9%	91 12%
Gifted Students	42 5%	42 5%
Students With Exceptionalities	124 15%	118 15%
Free and Reduced Lunch	373 45%	340 44%
<b>Teachers</b>	47	47
Black Teachers	7 15%	6 13%
White Teachers	34 72%	35 74%
Other/Minority Teachers	7 15%	6 13%
0-5 years' experience	10 21%	16 34%
6-14 years' experience	24 51%	20 43%
15+ years' experience	13 28%	10 21%

\* 2010-11 teacher experience ranges are 0-3 years, 4-9 years, and 10+ years.

## DEERLAKE GRADE: A



Address: 9902 Deerlake West, 32312  
 Phone: 922-6545  
 School Times: 9:30 am - 3:50 pm  
 Principal: Shane Syfrett  
 Web Site: www.deerlake.leon.k12.fl.us

**Syfrett** 2010-11 2011-12

### ACADEMICS

<b>FCAT Reading</b>		
Scoring at or above grade level:	89%	84%
<b>FCAT Math</b>		
Scoring at or above grade level:	92%	85%
<b>FCAT Writing</b>		
Scoring at or above grade level:	97%	93%
<b>FCAT Science</b>		
Scoring at or above grade level:	76%	75%

### DEMOGRAPHICS

<b>Students</b>	913	923
Black Students	99 11%	108 12%
White Students	696 76%	691 75%
Other/Minority Students	118 13%	124 13%
Gifted Students	89 10%	105 11%
Students With Exceptionalities	203 22%	193 21%
Free and Reduced Lunch	87 10%	94 10%
<b>Teachers</b>	52	53
Black Teachers	4 8%	4 8%
White Teachers	45 87%	46 87%
Other/Minority Teachers	3 6%	3 6%
0-5 years' experience	8 15%	8 15%
6-14 years' experience	8 15%	14 26%
15+ years' experience	36 69%	30 57%

\* 2010-11 teacher experience ranges are 0-3 years, 4-9 years, and 10+ years.

## FAIRVIEW GRADE: B



Address: 3415 Zillah Street, 32305  
 Phone: 488-6880  
 School Times: 9:30 am - 3:50 pm  
 Principal: Scott Hansen  
 Web Site: www.fairview.leon.k12.fl.us

**Hansen** 2010-11 2011-12

### ACADEMICS

<b>FCAT Reading</b>		
Scoring at or above grade level:	64%	53%
<b>FCAT Math</b>		
Scoring at or above grade level:	66%	57%
<b>FCAT Writing</b>		
Scoring at or above grade level:	87%	73%
<b>FCAT Science</b>		
Scoring at or above grade level:	49%	52%

### DEMOGRAPHICS

<b>Students</b>	921	883
Black Students	598 65%	586 66%
White Students	165 18%	157 18%
Other/Minority Students	158 17%	140 16%
Gifted Students	43 5%	55 6%
Students With Exceptionalities	166 18%	154 17%
Free and Reduced Lunch	606 66%	567 64%
<b>Teachers</b>	53	52
Black Teachers	15 28%	14 27%
White Teachers	334 630%	32 62%
Other/Minority Teachers	5 9%	6 12%
0-5 years' experience	14 26%	13 25%
6-14 years' experience	14 26%	19 37%
15+ years' experience	25 47%	18 35%

\* 2010-11 teacher experience ranges are 0-3 years, 4-9 years, and 10+ years.

## GRIFFIN GRADE: C



Address: 800 Alabama Street, 32304  
 Phone: 488-8436  
 School Times: 9:30 am - 3:50 pm  
 Principal: Gwendolyn Lynn Thomas  
 Web Site: www.griffin.leon.k12.fl.us

**Thomas** 2010-11 2011-12

### ACADEMICS

<b>FCAT Reading</b>		
Scoring at or above grade level:	52%	39%
<b>FCAT Math</b>		
Scoring at or above grade level:	54%	36%
<b>FCAT Writing</b>		
Scoring at or above grade level:	76%	74%
<b>FCAT Science</b>		
Scoring at or above grade level:	32%	28%

### DEMOGRAPHICS

<b>Students</b>	558	545
Black Students	468 84%	464 85%
White Students	45 8%	34 6%
Other/Minority Students	45 8%	47 9%
Gifted Students	3 1%	3 1%
Students With Exceptionalities	107 19%	94 17%
Free and Reduced Lunch	468 84%	471 86%
<b>Teachers</b>	37	42
Black Teachers	25 68%	26 62%
White Teachers	11 30%	13 31%
Other/Minority Teachers	2 5%	3 7%
0-5 years' experience	7 19%	18 43%
6-14 years' experience	10 27%	11 26%
15+ years' experience	20 54%	14 33%

\* 2010-11 teacher experience ranges are 0-3 years, 4-9 years, and 10+ years.

## MONTFORD GRADE: A



Address: 5789 Pimlico Drive, 32309  
 Phone: 922-6011  
 School Times: 9:30 am - 3:50 pm  
 Principal: Lewis Blessing  
 Web Site: www.montford.leon.k12.fl.us

**Blessing** 2010-11 2011-12

### ACADEMICS

<b>FCAT Reading</b>		
Scoring at or above grade level:	87%	75%
<b>FCAT Math</b>		
Scoring at or above grade level:	89%	77%
<b>FCAT Writing</b>		
Scoring at or above grade level:	81%	83%
<b>FCAT Science</b>		
Scoring at or above grade level:	76%	67%

### DEMOGRAPHICS

<b>Students</b>	1,119	1,126
Black Students	164 15%	173 15%
White Students	837 75%	834 74%
Other/Minority Students	118 11%	119 11%
Gifted Students	69 6%	77 7%
Students With Exceptionalities	230 21%	232 21%
Free and Reduced Lunch	203 18%	193 17%
<b>Teachers</b>	64	65
Black Teachers	13 20%	13 20%
White Teachers	50 78%	50 77%
Other/Minority Teachers	1 2%	2 3%
0-5 years' experience	16 25%	23 35%
6-14 years' experience	16 25%	20 31%
15+ years' experience	32 50%	24 37%

\* 2010-11 teacher experience ranges are 0-3 years, 4-9 years, and 10+ years.

## NIMS GRADE: D



Address: 723 W. Orange Avenue, 32310  
 Phone: 488-5960  
 School Times: 9:00 am - 3:50 pm  
 Principal: Desmond Cole  
 Web Site: www.nims.leon.k12.fl.us

**Cole** 2010-11 2011-12

### ACADEMICS

<b>FCAT Reading</b>		
Scoring at or above grade level:	36%	33%
<b>FCAT Math</b>		
Scoring at or above grade level:	46%	34%
<b>FCAT Writing</b>		
Scoring at or above grade level:	77%	59%
<b>FCAT Science</b>		
Scoring at or above grade level:	13%	18%

### DEMOGRAPHICS

<b>Students</b>	453	466
Black Students	415 92%	413 89%
White Students	24 5%	31 7%
Other/Minority Students	14 3%	22 5%
Gifted Students	1 0%	0 0%
Students With Exceptionalities	95 21%	89 19%
Free and Reduced Lunch	419 92%	416 89%
<b>Teachers</b>	36	38
Black Teachers	28 78%	29 76%
White Teachers	8 22%	9 24%
Other/Minority Teachers	0 0%	0 0%
0-5 years' experience	16 44%	22 58%
6-14 years' experience	6 17%	4 11%
15+ years' experience	14 39%	11 29%

\* 2010-11 teacher experience ranges are 0-3 years, 4-9 years, and 10+ years.

# Leon County middle schools

## RAA GRADE: B



Address: 401 W. Tarpe Street, 32303  
 Phone: 488-6287  
 School Times: 9:30 am - 3:50 pm  
 Principal: Donna Callaway  
 Web Site: [www.raa.leon.k12.fl.us](http://www.raa.leon.k12.fl.us)

**Callaway** 2010-11 2011-12

ACADEMICS			
<b>FCAT Reading</b>			
Scoring at or above grade level:	75%	58%	
<b>FCAT Math</b>			
Scoring at or above grade level:	76%	56%	
<b>FCAT Writing</b>			
Scoring at or above grade level:	77%	86%	
<b>FCAT Science</b>			
Scoring at or above grade level:	54%	52%	

DEMOGRAPHICS			
<b>Students</b>			
Black Students	361	40%	383 42%
White Students	462	51%	444 49%
Other/Minority Students	77	9%	76 8%
Gifted Students	32	4%	28 3%
Students With Exceptionalities	152	17%	155 17%
Free and Reduced Lunch	416	46%	446 49%
<b>Teachers</b>			
Black Teachers	8	16%	4 8%
White Teachers	42	82%	44 88%
Other/Minority Teachers	2	4%	2 4%
0-5 years' experience	8	16%	15 30%
6-14 years' experience	12	24%	11 22%
15+ years' experience	31	61%	25 50%

\* 2010-11 teacher experience ranges are 0-3 years, 4-9 years, and 10+ years.

## SWIFT CREEK GRADE: A



Address: 2100 Pedrick Road, 32317  
 Phone: 487-4868  
 School Times: 9:30 am - 3:50 pm  
 Principal: Sue Rishell  
 Web Site: [www.swiftcreek.leon.k12.fl.us](http://www.swiftcreek.leon.k12.fl.us)


**Rishell** 2010-11 2011-12

ACADEMICS			
<b>FCAT Reading</b>			
Scoring at or above grade level:	83%	73%	
<b>FCAT Math</b>			
Scoring at or above grade level:	82%	70%	
<b>FCAT Writing</b>			
Scoring at or above grade level:	93%	83%	
<b>FCAT Science</b>			
Scoring at or above grade level:	69%	60%	


DEMOGRAPHICS			
<b>Students</b>			
Black Students	169	25%	184 25%
White Students	431	63%	454 62%
Other/Minority Students	85	12%	98 13%
Gifted Students	41	6%	34 5%
Students With Exceptionalities	120	18%	110 15%
Free and Reduced Lunch	157	23%	184 25%
<b>Teachers</b>			
Black Teachers	6	14%	4 9%
White Teachers	34	77%	38 84%
Other/Minority Teachers	4	9%	3 7%
0-5 years' experience	11	25%	13 29%
6-14 years' experience	7	16%	15 33%
15+ years' experience	26	59%	17 38%

\* 2010-11 teacher experience ranges are 0-3 years, 4-9 years, and 10+ years.


# Leon County high schools

CHILES		GRADE: TBA	
	Address: 7200 Lawton Chiles Lane, 32312 Phone: 488-1756 School Times: 7:30 am - 1:50 pm Principal: Joe Burgess Web Site: www.chiles.leon.k12.fl.us		
<b>Burgess</b>		2010-11	2011-12
<b>ACADEMICS</b>			
<b>FCAT Reading</b>			
Scoring at or above grade level:	74%		79%
<b>FCAT Math</b>			
Scoring at or above grade level:	91%		79%
<b>FCAT Writing</b>			
Scoring at or above grade level:	86%		89%
<b>FCAT Science</b>			
Scoring at or above grade level:	57%		N/A
<b>DEMOGRAPHICS</b>			
Students	2,011		1,972
Black Students	195 10%		165 8%
White Students	1,604 80%		1,574 80%
Other/Minority Students	212 11%		233 12%
Gifted Students	188 9%		224 11%
Students With Exceptionalities	341 17%		373 19%
Free and Reduced Lunch	127 6%		129 7%
Teachers	106		99
Black Teachers	10 9%		7 7%
White Teachers	88 83%		87 88%
Other/Minority Teachers	6 6%		5 5%
0-5 years' experience	13 12%		21 21%
6-14 years' experience	28 26%		32 32%
15+ years' experience	65 61%		48 48%


\* 2010-11 teacher experience ranges are 0-3 years, 4-9 years, and 10+ years.

GODBY		GRADE: TBA	
	Address: 1717 W. Tharpe Street, 32303 Phone: 617-4700 School Times: 7:25 am - 1:50 pm Principal: Shelly Bell Web Site: www.godby.leon.k12.fl.us		
<b>Bell</b>		2010-11	2011-12
<b>ACADEMICS</b>			
<b>FCAT Reading</b>			
Scoring at or above grade level:	33%		34%
<b>FCAT Math</b>			
Scoring at or above grade level:	66%		50%
<b>FCAT Writing</b>			
Scoring at or above grade level:	71%		81%
<b>FCAT Science</b>			
Scoring at or above grade level:	27%		N/A
<b>DEMOGRAPHICS</b>			
Students	1,132		1,117
Black Students	707 62%		738 66%
White Students	314 28%		264 24%
Other/Minority Students	111 10%		115 10%
Gifted Students	7 1%		13 1%
Students With Exceptionalities	159 14%		137 12%
Free and Reduced Lunch	673 59%		658 59%
Teachers	75		73
Black Teachers	19 25%		20 27%
White Teachers	52 69%		50 68%
Other/Minority Teachers	4 5%		3 4%
0-5 years' experience	20 27%		20 27%
6-14 years' experience	19 25%		23 32%
15+ years' experience	36 48%		25 34%


\* 2010-11 teacher experience ranges are 0-3 years, 4-9 years, and 10+ years.

LEON		GRADE: TBA	
	Address: 550 E. Tennessee Street, 32308 Phone: 617-5700 School Times: 7:30 am - 1:50 pm Principal: Billy Epting Web Site: www.leon.leon.k12.fl.us		
<b>Epting</b>		2010-11	2011-12
<b>ACADEMICS</b>			
<b>FCAT Reading</b>			
Scoring at or above grade level:	60%		63%
<b>FCAT Math</b>			
Scoring at or above grade level:	85%		78%
<b>FCAT Writing</b>			
Scoring at or above grade level:	83%		84%
<b>FCAT Science</b>			
Scoring at or above grade level:	49%		N/A
<b>DEMOGRAPHICS</b>			
Students	1,855		1,904
Black Students	535 29%		577 30%
White Students	1,177 63%		1,157 61%
Other/Minority Students	143 8%		170 9%
Gifted Students	65 4%		164 9%
Students With Exceptionalities	242 13%		341 18%
Free and Reduced Lunch	419 23%		445 23%
Teachers	97		93
Black Teachers	9 9%		11 12%
White Teachers	83 86%		77 83%
Other/Minority Teachers	6 6%		5 5%
0-5 years' experience	19 20%		30 32%
6-14 years' experience	19 20%		26 28%
15+ years' experience	59 61%		42 45%


\* 2010-11 teacher experience ranges are 0-3 years, 4-9 years, and 10+ years.

LINCOLN		GRADE: TBA	
	Address: 3838 Trojan Trail, 32311 Phone: 487-2110 School Times: 7:30 am - 1:50 pm Principal: Allen Burch Web Site: www.lincoln.leon.k12.fl.us		
<b>Burch</b>		2010-11	2011-12
<b>ACADEMICS</b>			
<b>FCAT Reading</b>			
Scoring at or above grade level:	62%		66%
<b>FCAT Math</b>			
Scoring at or above grade level:	80%		75%
<b>FCAT Writing</b>			
Scoring at or above grade level:	84%		83%
<b>FCAT Science</b>			
Scoring at or above grade level:	45%		N/A
<b>DEMOGRAPHICS</b>			
Students	1,921		1,877
Black Students	575 30%		567 30%
White Students	1,167 61%		1,137 61%
Other/Minority Students	179 9%		173 9%
Gifted Students	123 6%		128 7%
Students With Exceptionalities	306 16%		311 17%
Free and Reduced Lunch	355 18%		334 18%
Teachers	111		102
Black Teachers	14 13%		14 14%
White Teachers	84 76%		76 75%
Other/Minority Teachers	12 11%		12 12%
0-5 years' experience	26 23%		39 38%
6-14 years' experience	33 30%		28 27%
15+ years' experience	52 47%		35 34%

\* 2010-11 teacher experience ranges are 0-3 years, 4-9 years, and 10+ years.

RICKARDS		GRADE: TBA	
	Address: 3013 Jim Lee Road, 32301 Phone: 488-1783 School Times: 7:30 am - 1:50 pm Principal: Doug Cook Web Site: www.rickards.leon.k12.fl.us		
<b>Cook</b>		2010-11	2011-12
<b>ACADEMICS</b>			
<b>FCAT Reading</b>			
Scoring at or above grade level:	40%		38%
<b>FCAT Math</b>			
Scoring at or above grade level:	70%		45%
<b>FCAT Writing</b>			
Scoring at or above grade level:	81%		80%
<b>FCAT Science</b>			
Scoring at or above grade level:	35%		N/A
<b>DEMOGRAPHICS</b>			
Students	1,227		1,273
Black Students	969 79%		969 76%
White Students	151 12%		172 14%
Other/Minority Students	107 9%		132 10%
Gifted Students	13 1%		51 4%
Students With Exceptionalities	169 14%		217 17%
Free and Reduced Lunch	687 56%		737 58%
Teachers	76		79
Black Teachers	38 50%		41 52%
White Teachers	32 42%		33 42%
Other/Minority Teachers	6 8%		5 6%
0-5 years' experience	21 28%		28 35%
6-14 years' experience	15 20%		23 29%
15+ years' experience	40 53%		26 33%

\* 2010-11 teacher experience ranges are 0-3 years, 4-9 years, and 10+ years.

SAIL		GRADE: TBA	
	Address: 2006 Jackson Bluff Road, 32304 Phone: 488-2468 School Times: 8:00 am - 2:45 pm Principal: Tiffany Thomas Web Site: www.sail.leon.k12.fl.us		
<b>Thomas</b>		2010-11	2011-12
<b>ACADEMICS</b>			
<b>FCAT Reading</b>			
Scoring at or above grade level:	63%		68%
<b>FCAT Math</b>			
Scoring at or above grade level:	83%		55%
<b>FCAT Writing</b>			
Scoring at or above grade level:	72%		87%
<b>FCAT Science</b>			
Scoring at or above grade level:	66%		N/A
<b>DEMOGRAPHICS</b>			
Students	386		385
Black Students	38 10%		42 11%
White Students	299 77%		297 77%
Other/Minority Students	49 13%		46 12%
Gifted Students	27 7%		27 7%
Students With Exceptionalities	97 25%		97 25%
Free and Reduced Lunch	103 27%		107 28%
Teachers	28		26
Black Teachers	5 18%		4 15%
White Teachers	20 71%		18 69%
Other/Minority Teachers	2 7%		4 15%
0-5 years' experience	8 29%		8 31%
6-14 years' experience	5 18%		6 23%
15+ years' experience	15 54%		12 46%

\* 2010-11 teacher experience ranges are 0-3 years, 4-9 years, and 10+ years.

# Leon County charter schools

## ARTS & SCIENCES GRADE: A



Address: 3208 Thomasville Road, 32312  
 Phone: 386-6566  
 School Times: 9:15 am - 3:35 pm  
 Principal: Julie Fredrickson  
 Web Site: [www.artsandsciences.leon.k12.fl.us](http://www.artsandsciences.leon.k12.fl.us)

**Fredrickson** 2010-11 2011-12

### ACADEMICS

FCAT Reading	2010-11	2011-12
Scoring at or above grade level:	93%	77%
FCAT Math		
Scoring at or above grade level:	86%	84%
FCAT Writing		
Scoring at or above grade level:	87%	92%
FCAT Science		
Scoring at or above grade level:	82%	83%

### DEMOGRAPHICS

Students	2010-11	2011-12
Black Students	50 19%	60 22%
White Students	157 60%	164 61%
Other/Minority Students	53 20%	47 17%
Gifted Students	21 8%	16 6%
Students With Exceptionalities	67 26%	59 22%
Free and Reduced Lunch	47 18%	41 15%
Teachers	N/A	N/A
Black Teachers	N/A N/A	N/A N/A
White Teachers	N/A N/A	N/A N/A
Other/Minority Teachers	N/A N/A	N/A N/A
0-5 years' experience	N/A N/A	N/A N/A
6-14 years' experience	N/A N/A	N/A N/A
15+ years' experience	N/A N/A	N/A N/A

\* 2010-11 teacher experience ranges are 0-3 years, 4-9 years, and 10+ years.

## IMAGINE SCHOOL GRADE: C



Address: 3611 Austin David Avenue, 32308  
 Phone: 877-5187  
 School Times: 8:00 am - 3:00 pm  
 Principal: Linda Williams  
 Web Site: [www.imagineschoolsleon.com](http://www.imagineschoolsleon.com)

**Williams** 2010-11 2011-12

### ACADEMICS

FCAT Reading	2010-11	2011-12
Scoring at or above grade level:	67%	57%
FCAT Math		
Scoring at or above grade level:	55%	42%
FCAT Writing		
Scoring at or above grade level:	64%	64%
FCAT Science		
Scoring at or above grade level:	54%	34%

### DEMOGRAPHICS

Students	2010-11	2011-12
Black Students	171 28%	224 34%
White Students	357 58%	352 53%
Other/Minority Students	89 14%	87 13%
Gifted Students	1 0%	6 1%
Students With Exceptionalities	73 12%	71 11%
Free and Reduced Lunch	121 20%	202 30%
Teachers	N/A	N/A
Black Teachers	N/A N/A	N/A N/A
White Teachers	N/A N/A	N/A N/A
Other/Minority Teachers	N/A N/A	N/A N/A
0-5 years' experience	N/A N/A	N/A N/A
6-14 years' experience	N/A N/A	N/A N/A
15+ years' experience	N/A N/A	N/A N/A

\* 2010-11 teacher experience ranges are 0-3 years, 4-9 years, and 10+ years.

## STARS GRADE: B



Address: 1500 Miccosukee Road, 32308  
 Phone: 681-7827  
 School Times: 9:00 am - 3:50 pm  
 Principal: Ahmet T. Temel  
 Web Site: [www.starsmiddleschool.org](http://www.starsmiddleschool.org)

**Temel** 2010-11 2011-12

### ACADEMICS

FCAT Reading	2010-11	2011-12
Scoring at or above grade level:	68%	50%
FCAT Math		
Scoring at or above grade level:	60%	48%
FCAT Writing		
Scoring at or above grade level:	87%	86%
FCAT Science		
Scoring at or above grade level:	39%	35%

### DEMOGRAPHICS

Students	2010-11	2011-12
Black Students	104 57%	96 59%
White Students	56 31%	45 27%
Other/Minority Students	21 12%	23 14%
Gifted Students	2 1%	3 2%
Students With Exceptionalities	31 17%	32 20%
Free and Reduced Lunch	117 65%	131 80%
Teachers	N/A	N/A
Black Teachers	N/A N/A	N/A N/A
White Teachers	N/A N/A	N/A N/A
Other/Minority Teachers	N/A N/A	N/A N/A
0-5 years' experience	N/A N/A	N/A N/A
6-14 years' experience	N/A N/A	N/A N/A
15+ years' experience	N/A N/A	N/A N/A

\* 2010-11 teacher experience ranges are 0-3 years, 4-9 years, and 10+ years.

## STEELE-COLLINS GRADE: D



Address: 412 N. Bronough Street, 32301  
 Phone: 681-1929  
 School Times: 8:25 am - 2:50 pm  
 Principal: Tisa Jones  
 Web Site: [www.steelecollins.leon.k12.fl.us](http://www.steelecollins.leon.k12.fl.us)

**Jones** 2010-11 2011-12

### ACADEMICS

FCAT Reading	2010-11	2011-12
Scoring at or above grade level:	47%	29%
FCAT Math		
Scoring at or above grade level:	26%	27%
FCAT Writing		
Scoring at or above grade level:	84%	77%
FCAT Science		
Scoring at or above grade level:	47%	15%

### DEMOGRAPHICS

Students	2010-11	2011-12
Students	78	56

## CAPITAL CITY HIGH

Address: 324 North Adams Street, 32301  
 Phone: 561-296-5705  
 School Times: TBA  
 Principal: Alan Rosier  
 Web Site: [maverickshigh.com/schools/tallahassee/](http://maverickshigh.com/schools/tallahassee/)

## GOVERNOR'S CHARTER

Address: 3111 Mahan Drive, 32327  
 Phone: 850-391-5259  
 School Times: TBA  
 Principal: Adrian Peters  
 Email: [info@governorscharter.org](mailto:info@governorscharter.org)

# University schools

## FAMU DRS

GRADE: C



Address: 400 West Avenue, 32307  
 Phone: 412-5930  
 School Times vary  
 Superintendent: Dr. Patricia Hodge  
 Web Site: [www.famudrs.org](http://www.famudrs.org)

2011-12

### Hodge

#### ACADEMICS

##### FCAT Reading

Scoring at or above grade level: 42%

##### FCAT Math

Scoring at or above grade level: 30%

##### FCAT Writing

Scoring at or above grade level: 80%

##### FCAT Science

Scoring at or above grade level: 26%

#### DEMOGRAPHICS

Students 546

Black Students	98%
White Students	1%
Other/Minority Students	1%
Gifted Students	0%
Students With Exceptionalities	3%
Free Lunch	53%
Reduced Lunch	16%

Teachers 46

Black Teachers	40
White Teachers	5
Other/Minority Teachers	1
0-5 years' experience	16 35%
6-14 years' experience	19 41%
15+ years' experience	9 20%

## FSU High School

GRADE: Pending



Address: 3000 School House Rd., 32311  
 Phone: 245-3700  
 School Times: 7:55 A.M. – 2:55 P.M.  
 K-12 Principal: Mr. Neal Trafford  
 Web Site: [www.fsu.fsus.edu](http://www.fsu.fsus.edu)

2011-12

### Trafford

#### ACADEMICS

##### FCAT Reading

Scoring at or above grade level: 73%

##### FCAT Math

Scoring at or above grade level: 74%

##### FCAT Writing

Scoring at or above grade level: 88%

##### FCAT Science

Scoring at or above grade level: 51%

#### DEMOGRAPHICS

Students 1,698

Black Students	502	30%
White Students	874	52%
Other/Minority Students	322	19%
Gifted Students	67	4%
Students With Exceptionalities	174	10%
Free and Reduced Lunch	509	30%
		0%

Teachers 111

Black Teachers	12	11%
White Teachers	94	85%
Other/Minority		5%
0-3 years'	32	29%
4-9 years'	32	29%
10+ years'	47	42%

# Leon County demographics

DEMOGRAPHICS	2010-11		2011-12	
	#	%	#	%
<b>Students</b>	33,326		33,218	
Black	13,803	41%	13,943	42%
White	15,809	47%	15,466	47%
Others	3,714	11%	3,809	11%
Gifted	1,450	4%	1,382	4%
Students With Exceptionalities	6,324	19%	6,572	20%
Free and Reduced Lunch	14,459	43%	15,050	45%
<b>Teachers</b>	2,173		2,129	
Black	483	22%	483	23%
White	1,562	72%	1,528	72%
Others	128	6%	118	6%
0-5 years' experience	481	22%	665	31%
6-14 years' experience	534	25%	612	29%
15+ years' experience	1,136	52%	829	39%